

SANDRIDGE HALL



Athens State University

Financial Report
September 30, 2025

**Athens State University
Financial Statements
September 30, 2025**

Athens State University

Table of Contents

September 30, 2025

<u>PART I FINANCIAL STATEMENTS</u>	<u>PAGE</u>
Independent Auditor’s Report	1
Management’s Discussion and Analysis	5
Statement of Net Position	18
Statement of Financial Position – Discretely Presented Component Unit	20
Statement of Revenues, Expenses, and Changes in Net Position	22
Statement of Activities – Discretely Presented Component Unit	23
Statement of Cash Flows	24
Notes to the Financial Statements	26
Required Supplementary Information	
Schedule of Athens State University’s Proportionate Share of the Net Pension Liability	59
Schedule of Athens State University’s Pension Contributions	60
Schedule of Athens State University’s Proportionate Share of the Net OPEB Liability	61
Schedule of Athens State University’s OPEB Contributions	62
Notes to Required Supplementary Information	63
Other Information	
Listing of University Officials	66
<u>PART II REPORT ON INTERNAL CONTROL AND COMPLIANCE</u>	
Independent Auditor’s Report on Internal Control over Financial Reporting and on Compliance and Other Matters Based on an Audit of Financial Statements Performed in Accordance with <i>Government Auditing Standards</i>	67

PART I
FINANCIAL STATEMENTS



Independent Auditor's Report

To the Board of Trustees
Athens State University

Report on the Audit of the Financial Statements

Opinions

We have audited the accompanying financial statements of Athens State University ("ASU" or "the University"), a component unit of the State of Alabama, and its discretely presented component unit as of and for the year ended September 30, 2025, and the related notes to the financial statements, which collectively comprise ASU's basic financial statements as listed in the table of contents.

In our opinion, the financial statements referred to above present fairly, in all material respects, the financial position of the University and the discretely presented component unit of Athens State University, as of September 30, 2025, and the changes in financial position, and where applicable, cash flows thereof for the year then ended in accordance with accounting principles generally accepted in the United States of America.

Basis for Opinions

We conducted our audit in accordance with auditing standards generally accepted in the United States of America and the standards applicable to financial audits contained in *Government Auditing Standards*, issued by the Comptroller General of the United States. Our responsibilities under those standards are further described in the Auditor's Responsibilities for the Audit of the Financial Statements section of our report. We are required to be independent of Athens State University and to meet our other ethical responsibilities, in accordance with the relevant ethical requirements relating to our audit. We believe that the audit evidence we have obtained is sufficient and appropriate to provide a basis for our audit opinions. The financial statements of the discretely presented component unit, Athens State University Foundation, Inc. ("ASUF" or "the Foundation"), were not audited in accordance with *Governmental Auditing Standards*.

Responsibilities of Management for the Financial Statements

Management is responsible for the preparation and fair presentation of the financial statements in accordance with accounting principles generally accepted in the United States of America and for the design, implementation, and maintenance of internal control relevant to the preparation and fair presentation of financial statements that are free from material misstatement, whether due to fraud or error.

In preparing the financial statements, management is required to evaluate whether there are conditions or events, considered in the aggregate that raise substantial doubt about Athens State University's ability to continue as a going concern for twelve months beyond the financial statement date, including any currently known information that may raise substantial doubt shortly thereafter.

Auditor's Responsibilities for the Audit of the Financial Statements

Our objectives are to obtain reasonable assurance about whether the financial statements as a whole are free from material misstatement, whether due to fraud or error, and to issue an auditor's report that includes our opinions. Reasonable assurance is a high level of assurance but is not absolute assurance and therefore is not a guarantee that an audit conducted in accordance with generally accepted auditing standards and *Government Auditing Standards* will always detect a material misstatement when it exists. The risk of not detecting a material misstatement resulting from fraud is higher than for one resulting from error, as fraud may involve collusion, forgery, intentional omissions, misrepresentations, or the override of internal control. Misstatements are considered material if there is a substantial likelihood that, individually or in the aggregate, they would influence the judgment made by a reasonable user based on the financial statements.

In performing an audit in accordance with generally accepted auditing standards and *Government Auditing Standards*, we:

- Exercise professional judgment and maintain professional skepticism throughout the audit.
- Identify and assess the risks of material misstatement of the financial statements, whether due to fraud or error, and design and perform audit procedures responsive to those risks. Such procedures include examining, on a test basis, evidence regarding the amounts and disclosures in the financial statements.
- Obtain an understanding of internal control relevant to the audit in order to design audit procedures that are appropriate in the circumstances, but not for the purpose of expressing an opinion on the effectiveness of the University's internal control. Accordingly, no such opinion is expressed.
- Evaluate the appropriateness of accounting policies used and the reasonableness of significant accounting estimates made by management, as well as evaluate the overall presentation of the financial statements.
- Conclude whether, in our judgment, there are conditions or events, considered in the aggregate, that raise substantial doubt about the University's ability to continue as a going concern for a reasonable period of time.

We are required to communicate with those charged with governance regarding, among other matters, the planned scope and timing of the audit, significant audit findings, and certain internal control-related matters that we identified during the audit.

Required Supplementary Information

Accounting principles generally accepted in the United States of America require that the management's discussion and analysis on pages 5 through 17, the schedule of Athens State University's proportionate share of the net pension liability and OPEB liability on pages 59 and 61, respectively, and the schedule of Athens State University's pension and OPEB contributions on pages 60 and 62, respectively, and the associated notes on pages 63 through 65 be presented to supplement the basic financial statements. Such information is the responsibility of management and, although not a part of the basic financial statements, is required by the Governmental Accounting Standards Board, who considers it to be an essential part of financial reporting for placing the basic financial statements in an appropriate operational, economic, or historical context. We have applied certain limited procedures to the required supplementary information in accordance with auditing standards generally accepted in the United States of America, which consisted of inquiries of management about the methods of preparing the information and comparing the information for consistency with management's responses to our inquiries, the basic financial statements, and other knowledge we obtained during our audit of the basic financial statements. We do not express an opinion or provide any assurance on the information because the limited procedures do not provide us with sufficient evidence to express an opinion or provide any assurance.

Other Information

Management is responsible for the other information in the annual report. The other information comprises the Listing of University Officials on page 66 but does not include the basic financial statements and our auditor's report thereon. Our opinions on the basic financial statements do not cover the other information, and we do not express an opinion or any form of assurance thereon.

In connection with our audit of the basic financial statements, our responsibility is to read the other information and consider whether a material inconsistency exists between the other information and the basic financial statements, or the other information otherwise appears to be materially misstated. If, based on the work performed, we conclude that an uncorrected material misstatement of the other information exists, we are required to describe it in our report.

Other Reporting Required by *Government Auditing Standards*

In accordance with *Government Auditing Standards*, we have also issued our report dated March 30, 2026 on our consideration of Athens State University's internal control over financial reporting and on our tests of its compliance with certain provisions of laws, regulations, contracts, and grant agreements and other matters. The purpose of that report is solely to describe the scope of our testing of internal control over financial reporting and compliance and the results of that testing, and not to provide an opinion on the effectiveness of ASU's internal control over financial reporting or on compliance. That report is an integral part of an audit performed in accordance with *Government Auditing Standards* in considering Athens State University's internal control over financial reporting and compliance.

Mauldin & Jenkins, LLC

Athens, Alabama
March 30, 2026

Introduction

The objective of Management's Discussion and Analysis is to help the readers of Athens State University's financial statements to better understand the financial condition and activities that have occurred during the fiscal year ended September 30, 2025. This document has been prepared by management and should be read in conjunction with the financial statements and the notes to the financial statements.

Athens State University's financial report consists of the following statements:

- The Statement of Net Position
- The Statement of Revenues, Expenses, and Changes in Net Position
- The Statement of Cash Flows

These statements are intended to present the financial position, operating activities and cash flows of the University. The Notes to the Financial Statements provide additional information that is needed to fully understand the financial statements.



Athens State University is a baccalaureate and master's degree granting upper-division, non-residential, co-educational open-admissions institution located in the northernmost part of the state in the City of Athens, Alabama. It can be classified as both the oldest and youngest institution of higher education in Alabama and is the only institution of its kind in the State of Alabama. The institution was founded in 1822, by local citizens who purchased five acres of

land, erected a building, and began Athens Female Academy. Ownership of the school was transferred in 1842 to the Tennessee Conference of the Methodist Church. With the birth of the North Alabama Conference of the Methodist Church in 1870, the institution came under the jurisdiction of that body. The University remained a female institution until it became co-educational in 1931, with a name change to Athens College.

On May 1, 1974, the Board of Trustees met to discuss requesting permission from the North Alabama Conference of the United Methodist Church that the institution seek affiliation with the State of Alabama. The Conference, at its annual meeting in June 1974, gave the Board of Trustees this permission and authorized the potential transfer of the institution to the State of Alabama. Following a lengthy period of negotiations, the institution was accepted by the Alabama State Board of Education on November 24, 1975 and charged to serve the graduates of state junior, community, and technical colleges/institutes. It is the only upper division school in the state. The Alabama Legislature and



Athens State University

Management's Discussion and Analysis

September 30, 2025

the State Board of Education worked together to appropriate funds for continued operations with the goal of serving the graduates of the states' many two-year colleges. The University underwent another name change to Athens State University in 1998.

Athens State University is considered the youngest institution because it became an autonomous university in 2012. This occurred when, by act of the Alabama Legislature, Athens State University withdrew from governance under the Alabama State Board of Education and the Department of Postsecondary Education and from membership in the statewide community college system. On October 1, 2012, the University officially became an autonomous public institution governed by a Board of Trustees.



Enrollment is almost 3,000 students, and ninety-four (94%) percent of our students are Alabama residents, located in 58 counties or eighty-seven (87%) percent of the 67 counties in the state. Seventy (70%) percent of students are female, have an average age of 31 years, and are gainfully employed. Fifty-seven (57%) percent of students attend school on a part-time basis, and ninety (90%) percent are employed either full-time (74%) or part-time (16%). The racial composition

of the student body is seventy (70%) percent White and twenty-nine (29%) percent minority (1% not reported). Approximately sixty-five (65%) percent of students receive financial assistance that may include federal, state, and/or institutional funding sources (excluding loans). (Source: Fall 2025 Official Data, Fall 2024 IPEDS Financial Aid Survey, and Academic Year 2024-2025 graduate exit surveys).

The Athens State University mission statement stresses the institution's emphasis on teaching, service, research and other creative activities to empower its students to make valuable contributions in their professional, civic, educational, and economic endeavors. The institution strives to provide appropriate learning resources and a variety of course formats and options that support quality teaching, learning, and the advancement of knowledge and actively promotes diversity and lifelong learning. Through affiliations with a variety of organizations, Athens State University provides resources that support continuing education for students and the community at large. The institution also sponsors and supports programs that stimulate cultural and intellectual

enrichment in the community. As of Fall 2025, the University employed 260 full-time employees including 88 faculty members and 139 part-time employees which includes 91 part-time faculty.



The University offers more than 50 majors and degree options, over 40 minors, and 14 graduate degree programs for its students to choose from and continues to explore the latest technology in the delivery of these majors. In addition, the University offers 54 certificates and graduate certificates. To

better meet the needs of our students, the University offers many programs through a distance learning format.

College of Education – The College of Education is a leader in producing high quality teacher candidates. The College of Education faculty has established programs based on the conceptual framework's theme "Reflective Practitioners." The conceptual framework has four goals which describe the teacher candidates who complete the program at Athens State University. These four program goals are: Student Centered Learning, Disciplinary Knowledge, Professional and Pedagogical Knowledge, and Socially Responsible Citizens. Specifically, Athens State teacher candidates graduate with a strong foundation in disciplinary, professional, and pedagogical knowledge and the ability to create student centered learning opportunities and practice socially responsible citizenship. Graduates are prepared for the classroom and are attractive to school systems in North Alabama and across the state. Courses are offered in traditional, blended, and online formats to meet the needs of students. The College of Education is nationally accredited by the Council for Accreditation of Educator Programs (CAEP).

College of Arts and Sciences – The College of Arts and Sciences curricula are designed to prepare students for entry into the job market, or for continuing education in graduate or professional school. Through its course offerings, the college seeks to engage the intelligence, excite the imagination, and improve the scholarship of its students. Through engaged learning experiences the College of Arts and Sciences is brimming with a broad range of disciplines, including twenty-two degree programs, thirty-two minors, eleven certificates, three micro-credentials, and five graduate programs. Our expert faculty and staff are dedicated to equipping students with the knowledge, experience and credentials for fulfilling lives and successful careers.



College of Business – The mission of the College of Business at Athens State University is to offer programs of study to prepare students for positions in business, finance, and government; to enhance the professional development of those already employed, and to provide an academic framework for graduate study leading to professional positions. The purpose of the College of Business is to provide quality education for all students, teaching them to think critically, to use technology efficiently, to be effective leaders, decision makers, and communicators, to maintain ethical standards, and to understand the global economy. The College of Business offers thirteen undergraduate degree programs, six graduate degree programs entirely online in addition to fifteen certificate programs and traditional offerings in some programs. The online format enables the University to reach students across the state, the nation, and internationally. Additionally, the College of Business is accredited by the Association of Collegiate Business Schools and Programs (ACBSP), one of the leading specialized accreditation associations for business education.

Athens State University

Management's Discussion and Analysis

September 30, 2025

Through a collaborative partnership between Athens State University, Calhoun Community College, the City of Decatur, and Morgan County, The Alabama Center for the Arts opened in January 2013 in Decatur, Alabama. This location serves as a venue for college art instruction, community education, and cultural events.

Financial Highlights

Athens State University had another successful year financially. For the seventeenth-consecutive year, the University increased its overall financial position. The University's total assets and deferred outflows at the conclusion of the fiscal year ended September 30, 2025 were \$154.97 million and liabilities and deferred inflows were \$81.56 million. This resulted in an increase of \$13.03 million in the University's net position which ended the year at \$73.41 million.

Financial Statements

As stated in the previous paragraphs, the University's annual financial reports include the following three statements:

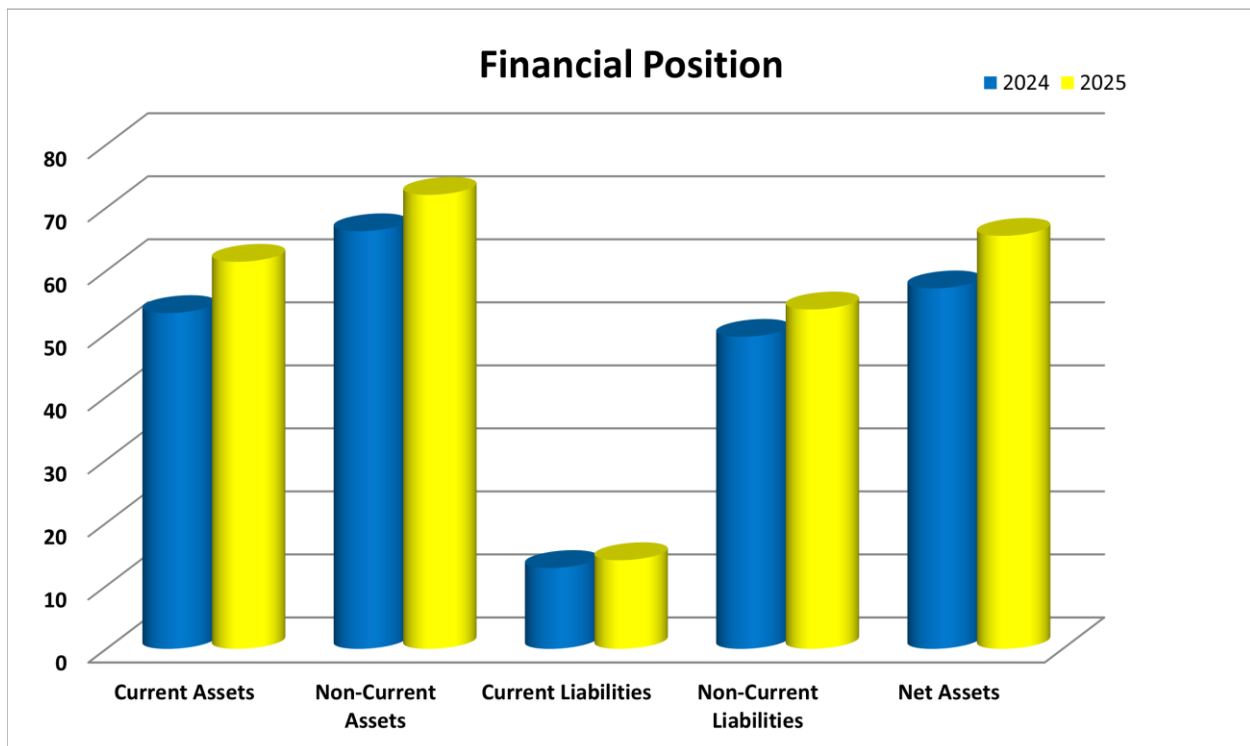
- The Statement of Net Position,
- The Statement of Revenues, Expenses, and Changes in Net Position,
- The Statement of Cash Flows

The financial statements are prepared in accordance with the Governmental Accounting Standards Board (GASB) requirements and guidelines. These financial statements are followed by Notes to the Financial Statements, which are intended to supplement the financial statements and to provide more detailed information thereto.



The University's Financial Position

The Statement of Net Position presents the financial position of the University at the end of the fiscal year. It displays all of the University's assets, deferred outflows, liabilities, and deferred inflows. The difference between the assets, deferred outflows, liabilities, and deferred inflows represents the net position of the University at September 30, 2025. The below chart reflects assets and liabilities as compared to last fiscal year. The chart reflects an increase in net position of \$13.03 million.



Net position is divided into three major categories. (a) The first category, invested in capital assets, net of debt, provides the University's equity in property, plant and equipment owned by Athens State University. (b) The next category is restricted net position, which is divided into two categories, nonexpendable and expendable. The nonexpendable restricted resources are only available for investment purposes. Expendable restricted net position is available for expenditure by the University but must be spent for purposes as determined by donors and/or external entities that have placed time or purpose restrictions on the use of the assets. (c) The final category is unrestricted net position. Unrestricted net position is available to the University for any appropriate purpose.

Summary: Statement of Net Position

	<u>2025</u>	<u>2024</u>	<u>Change</u>
Assets			
Current Assets	\$ 61,459,436	\$ 53,279,316	\$ 8,180,120
Capital Assets, Net	63,644,425	58,007,623	5,636,802
Other Assets	<u>8,367,839</u>	<u>8,254,113</u>	<u>113,726</u>
Total Assets	<u>133,471,700</u>	<u>119,541,052</u>	<u>13,930,648</u>
Deferred Outflows of Resources	<u>21,498,347</u>	<u>14,864,946</u>	<u>6,633,401</u>
Total Assets and Deferred Outflow Of Resources	<u>\$154,970,047</u>	<u>\$134,405,998</u>	<u>\$ 20,564,049</u>
Liabilities			
Current Liabilities	\$ 14,088,899	\$ 12,830,718	\$ 1,258,181
Non-Current Liabilities	<u>53,854,583</u>	<u>49,509,725</u>	<u>4,344,858</u>
Total Liabilities	<u>67,943,482</u>	<u>62,340,443</u>	<u>5,603,039</u>
Deferred Inflow of Resources	<u>13,614,872</u>	<u>11,684,496</u>	<u>1,930,376</u>
Net Position			
Net Investment in Capital Assets	59,010,630	51,279,549	7,731,081
Restricted – Expendable	21,984,226	5,046,777	16,937,449
Restricted – Nonexpendable	215,000	200,000	15,000
Unrestricted	<u>(7,798,163)</u>	<u>3,854,733</u>	<u>(11,652,896)</u>
Total Net Position	<u>73,411,693</u>	<u>60,381,059</u>	<u>13,030,634</u>
Total Liabilities, Deferred Inflow of Resources and Net Position	<u>\$154,970,047</u>	<u>\$134,405,998</u>	<u>\$ 20,564,049</u>

Current Assets increased due to increase in cash of \$8.18 million at the end of the year.

Capital Assets increased during the year due to ongoing capital improvements being made at the University. There was an increase of \$4.93 million in construction in progress and an increase of \$2.88 million in capital assets. These were offset by \$2.17 million in change in accumulated depreciation and amortization.

Current Liabilities increased during the year due to an increase of \$1.26 million in accounts payable. The increase in accounts payable is due to timing of payments to vendors and suppliers.

Long Term Liabilities increased during the year due to a \$4.34 million increase in net pension and Other Postemployment Benefits liabilities.

Net Position increased \$13 million related to profit. Net Investment in Capital Assets increased \$7.7 million expended for ongoing additional capital campus improvements made during the year.

However, unrestricted net position saw a significant decrease due to changes in Pension and OPEB liabilities during the year.

The University’s Results of Operations

The Statement of Revenues, Expenses and Changes in Net Position presents the revenues received by the University, both operating and non-operating, and the expenses paid by the University, both operating and non-operating, and any other revenues, expenses, gains or losses received, or spent by the University. The changes in total net position as presented on the Statement of Net Position are based on the activity presented in the Statement of Revenues, Expenses and Changes in Net Position.

The Operating revenues are those revenues received from students (tuition and fees) and various outside tuition assistance programs. Operating expenses are those expenses incurred while carrying out the service programs offered by the University. Non-operating revenues are revenues received for which services are not provided (example: Athens State University’s State Appropriation).

Summary: Statement of Revenues, Expenses and Changes in Net Position

	<u>2025</u>	<u>2024</u>	<u>Change</u>
Operating Revenues	\$ 28,627,983	\$ 22,615,503	\$ 6,012,480
Operating Expenses	<u>55,784,011</u>	<u>48,403,431</u>	7,380,580
Operating Loss	(27,156,028)	(25,787,928)	(1,368,100)
Non-Operating Revenues and Expenses	<u>40,186,662</u>	<u>41,880,750</u>	(1,694,088)
Increase in Net Position	13,030,634	16,092,822	(3,062,188)
Net Position – Beginning of Year	<u>60,381,059</u>	<u>44,288,237</u>	16,092,822
Net Position – End of Year	\$ 73,411,693	\$ 60,381,059	\$ 13,030,634

The Statement of Revenues, Expenses and Changes in Net Position reflects operating revenues of \$28.63 million, which is an increase of 26.59% from the prior year. This increase is due to the change in how the scholarship allowance is calculated. This change was based on guidance provided by the National Association of College and University Business Officers Advisory 2023-01: Public Institutions: Accounting for and Reporting Financial Aid as a Discount. The operating expenses increased by 15.25% due to an increase in operational budgets, salary and employee benefit budgets.

Athens State University
Management's Discussion and Analysis
September 30, 2025

The following chart provides an illustration of what the University's Unrestricted and Total Net Position and would be before the Pension Liability and Other Postemployment Benefits Liability are applied to the Financial Statements.

	<u>2025</u>	<u>2024</u>
Unrestricted Net Position per Financial Statements	\$ (7,798,163)	\$ 3,854,733
Cumulative Effects of the:		
Pension Liability	33,141,000	40,353,000
Other Postemployment Benefits Liability	<u>16,277,165</u>	<u>3,517,843</u>
Unrestricted Net Position, Net of Pension and OPEB Liabilities	41,620,002	47,725,576
Net Investment in Capital Assets	59,010,630	51,279,549
Restricted:		
Expendable	21,984,226	5,046,777
Non-expendable	<u>215,000</u>	<u>200,000</u>
Total Net Position, Net of Pension and OPEB Liabilities	\$122,829,858	\$104,251,902

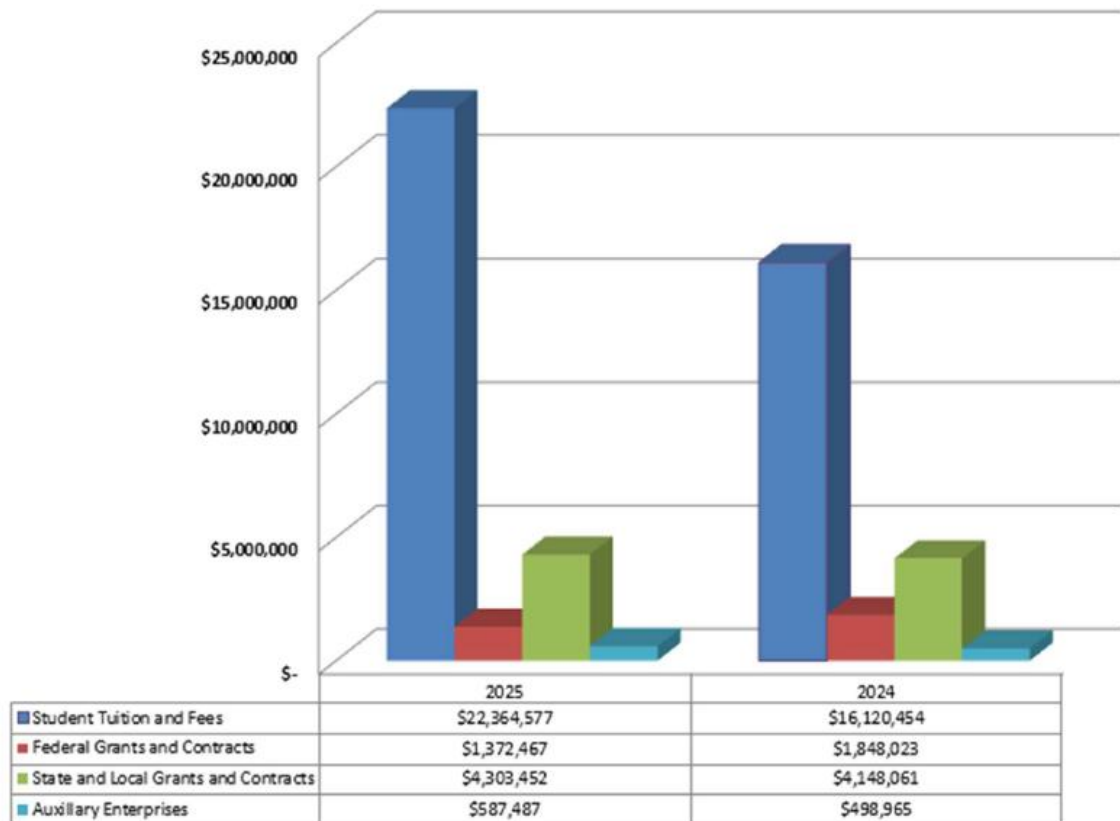
Athens State University
Management’s Discussion and Analysis
September 30, 2025

The chart below displays the operating revenues by type and their relationship to one another as discussed in the previous paragraphs. The largest revenue source of operating funds for fiscal year 2025 is Student Tuition and Fees. Federal Grants and Contracts make up the next largest source of funds and consist of Federal Financial Assistance to students in the form of Pell Grants, FSEOG, TEACH Grants, and Federal Work Study Funds.

The largest source of non-operating revenues is State Appropriations. Athens State University annually receives a State Appropriation as a separate line item in the State of Alabama Education Trust Fund budget. The 2025 and 2024 fiscal year State Appropriation received totaled \$30.3 million and \$33.7 million, respectively.

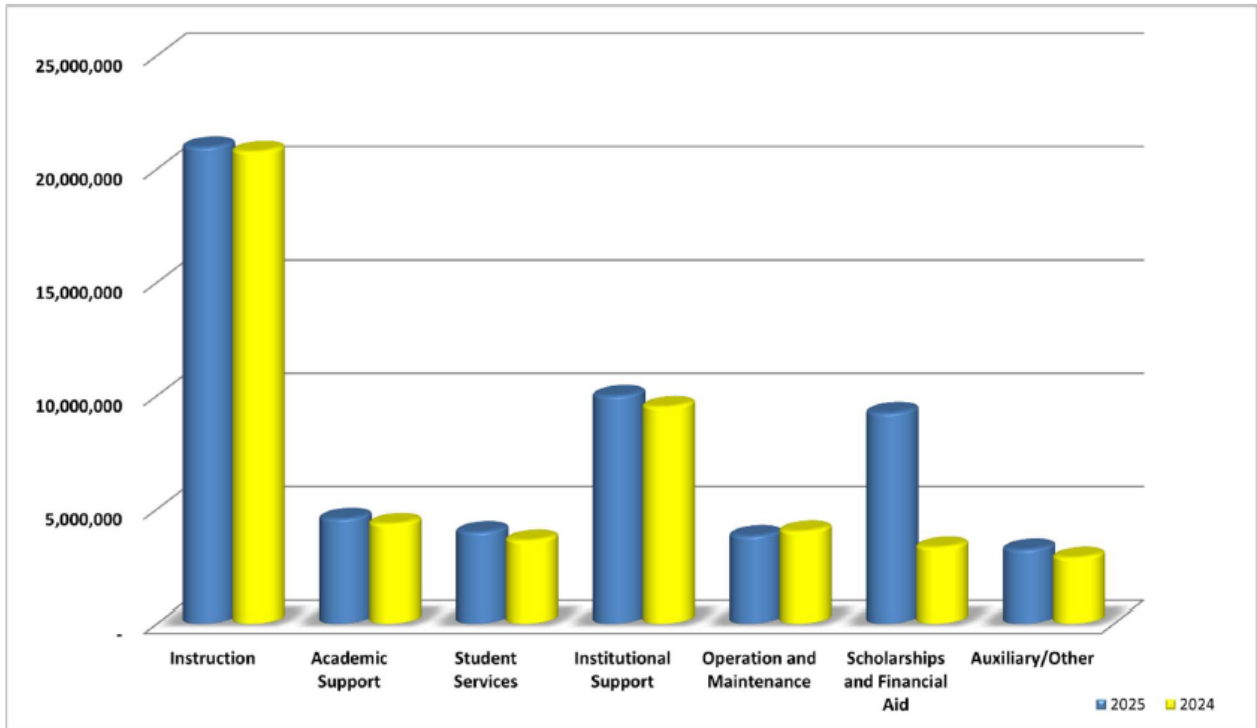
Operating Revenues

Operating Revenues



Operating Expenses

The operating expenses by function are displayed in the following exhibit:



The chart above allows the reader to visualize each functional expenditure category and how each functional category of expenditures compares to the other.

Operating Expenses by Natural Classification

	<u>2025</u>	<u>2024</u>	<u>Change</u>	<u>% Change</u>
Salaries	\$ 25,920,231	\$ 24,320,482	\$ 1,599,749	6.58%
Benefits	8,832,508	8,988,907	(156,399)	-1.74%
Supplies and Others	8,492,301	8,813,465	(321,164)	-3.64%
Utilities	815,694	709,520	106,174	14.96%
Financial Aid	9,239,732	3,305,863	5,933,869	179.50%
Depreciation	<u>2,483,545</u>	<u>2,265,194</u>	<u>218,351</u>	<u>9.64%</u>
	\$ 55,784,011	\$ 48,403,431	\$ 7,380,580	15.25%

Athens State University
Management’s Discussion and Analysis
September 30, 2025

There was a significant increase in the Financial Aid Expenses due to the change in the calculation of the Scholarship Allowance based on the National Association of College and University Business Officers Advisory 2023-1 Public Institutions: Accounting for and Reporting Financial Aid as a Discount. The Scholarship Allowance in FY24 was \$5.2 million. For FY25, the Scholarship Allowance was \$1.1 million.

The University’s Cash Flows

The Statement of Cash Flows is the final statement presented by Athens State University. It presents detailed information about the cash activity of the institution during the year.

The statement is divided into five parts. The first part deals with operating cash flows and shows the net cash used for the operating activities of the University. The second section reflects cash flows from non-capital financing activities. This section reflects the cash received and spent for non-operating, non-investing, and non-capital financing purposes. The third section deals with cash flows from capital and related financing activities. This section deals with the cash used for the acquisition and construction of capital assets and related items. The fourth section reflects the cash flows from investing activities and shows the purchases, proceeds, and interest received from investing activities. The fifth section reconciles the net cash used to the operating income or loss reflected on the Statement of Revenues, Expenses, and Changes in Net Position.

Cash Flows for the Years Ended September 30:

	<u>2025</u>	<u>2024</u>	<u>Change</u>
Cash Provided (Used) by			
Operating Activities	\$ (23,694,339)	\$ (20,678,532)	\$ (3,015,807)
Non-capital Financing Activities	39,197,945	36,216,102	2,981,843
Investing Activities	1,288,040	1,668,001	(379,961)
Capital and Related Financing Activities	<u>(9,197,502)</u>	<u>(5,170,427)</u>	(4,027,075)
Net Change in Cash	7,594,144	12,035,144	
Cash – Beginning of Year	<u>47,859,936</u>	<u>35,824,792</u>	
Cash – End of Year	\$ 55,454,080	\$ 47,859,936	

The above cash flow comparison reflects an increase in cash of \$7,594,144 as compared to ending cash the previous year.

Looking Forward

Act No. 2012-497 removed Athens State University from the jurisdiction, supervision, and control of the State Board of Education and the Department of Postsecondary Education effective October 1, 2012. This legislation enabled the creation of the Board of Trustees of Athens State University which is to provide governance of the university. Athens State University, as the only upper division institution in the State of Alabama, strives to serve the graduates of the state’s community college system. The University has been successful in reaching out to the graduates of the Alabama Community College System. By offering several on-line degree programs, the University has been

Athens State University
Management’s Discussion and Analysis
September 30, 2025

able to offer courses to students in the underserved areas of the state. In doing so, Athens State University is taking a lead role in enhancing the education opportunities of our citizens and improving the overall education level in the State of Alabama.

Athens State University, under the supervision of its Board of Trustees, continues to be the most affordable higher education option in the State of Alabama and in the Southeast. The University will continue to monitor enrollment and reach out to students in underserved areas of the state, while continuing to provide the quality of education our students have become accustomed. The University is currently undergoing a historic renovation of Carter Hall. The newly renovated and expanded Carter Hall will serve as a hub for both campus and community life, offering flexible spaces for academic programs, public events, and collaborative engagement. The University continues to develop new majors and programs in response to demand in the job market.

The University’s overall enrollment remains fairly stable and we continue to look for ways to increase enrollment and better serve our student population.

Student Fall Enrollment Data - Head Count												
	2025	%	2024	%	2023	%	2022	%	2021	%	2020	%
Undergraduate	2,554	85%	2,536	85%	2,531	86%	2,521	87%	2,559	92%	2,688	94%
Graduate	438	15%	451	15%	424	14%	374	13%	235	8%	179	6%
Total	2,992		2,987		2,955		2,895		2,794		2,867	
Undergraduate												
Degree seeking	2,482	83%	2,422	81%	2,396	81%	2,449	85%	2,491	89%	2,605	91%
Certificate seeking	23	1%	24	1%	11	0%	16	1%	20	1%	17	1%
Non-degree seeking	49	2%	90	3%	124	4%	56	2%	48	2%	66	2%
Graduate												
Degree seeking	431	14%	442	15%	420	14%	369	13%	233	8%	177	6%
Certificate seeking	5	0%	7	0%	2	0%	4	0%	1	0%	-	0%
Non-degree seeking	2	0%	2	0%	2	0%	1	0%	1	0%	2	0%
Female	2,105	70%	2,122	71%	2,055	70%	2,007	69%	1,931	69%	1,970	69%
Male	887	30%	865	29%	900	30%	888	31%	863	31%	897	31%
In-State	2,820	94%	2,810	94%	2,742	93%	2,717	94%	2,644	95%	2,725	95%
Out-of-State	172	6%	177	6%	213	7%	178	6%	150	5%	142	5%
Student Fall Enrollment Data - Credit Hour Production												
Undergraduate	24,895	90%	24,308	90%	24,606	91%	24,329	92%	24,894	94%	26,560	96%
Graduate	2,670	10%	2,727	10%	2,499	9%	2,205	8%	1,467	6%	1,194	4%
Total	27,565		27,035		27,105		26,534		26,361		27,754	

Contacting the University's Financial Management

This Financial Report is designed to provide citizens, taxpayers, investors, and creditors with a general overview of the University's finances and to show the University's accountability for the funding it receives. If you have any questions about this report or need additional financial information, contact Jonathan Craft, CPA, Interim Vice President for Financial Affairs, by mail at Athens State University, 300 North Beaty Street, Athens, Alabama 35611, by email at Jonathan.craft@athens.edu or by calling (256) 216-3310.

Athens State University
Statement of Net Position
September 30, 2025

ASSETS	
Current Assets	
Cash and Cash Equivalents	\$ 55,454,080
Accounts Receivable, Net of Allowance for Doubtful Accounts of \$631,456	3,239,401
Inventories	92,779
Prepaid Expenses and Unearned Scholarships	<u>2,673,176</u>
 Total Current Assets	 61,459,436
Non-Current Assets	
Long-Term Investments	8,367,839
Capital Assets:	
Land	2,794,815
Improvements Other Than Buildings	4,069,212
Buildings	56,670,482
Equipment and Furniture	3,759,298
Library Holdings	643,510
Construction in Progress	7,867,371
Intangible Right-to-Use Lease Assets	333,564
Intangible Right-to-Use Software Agreements	3,352,437
Building Improvements	11,245,847
Less: Accumulated Depreciation and Amortization	<u>(27,092,111)</u>
Total Capital Assets, Net of Depreciation and Amortization	<u>63,644,425</u>
 Total Non-Current Assets	 <u>72,012,264</u>
 Total Assets	 <u>133,471,700</u>
 DEFERRED OUTFLOWS OF RESOURCES	
Deferred Outflows of Resources Related to Pensions	7,210,140
Deferred Outflows of Resources Related to OPEB	<u>14,288,207</u>
 Total Deferred Outflows of Resources	 <u>21,498,347</u>

The accompanying notes are an integral part of these financial statements.

Athens State University
Statement of Net Position
September 30, 2025

LIABILITIES

Current Liabilities

Deposit Liabilities	340,312
Accounts Payable and Accrued Liabilities	3,368,421
Unearned Revenue	8,847,962
Compensated Absences	204,506
Lease Liability	83,697
Subscription Liability	566,001
Bonds Payable	<u>678,000</u>
Total Current Liabilities	14,088,899

Non-Current Liabilities

Bonds Payable	2,514,000
Net Pension Liability	33,141,000
Net OPEB Liability	16,277,165
Lease Liability	68,323
Subscription Liability	782,590
Compensated Absences	<u>1,071,505</u>

Total Non-Current Liabilities 53,854,583

Total Liabilities 67,943,482

DEFERRED INFLOWS OF RESOURCES

Deferred Inflows of Resources Related to Pensions	6,327,000
Deferred Inflows of Resources Related to OPEB	<u>7,287,872</u>
Total Deferred Inflows of Resources	<u>13,614,872</u>

NET POSITION

Net Position

Net Investment in Capital Assets	59,010,630
Restricted:	
Expendable - Capital Projects	21,490,692
Expendable – Scholarships	7,884
Expendable – Other	485,650
Nonexpendable- Endowments	215,000
Unrestricted	<u>(7,798,163)</u>
Total Net Position	<u>\$ 73,411,693</u>

The accompanying notes are an integral part of these financial statements.

Athens State University Foundation
Discretely Presented Component Unit
Statement of Financial Position
September 30, 2025

ASSETS

Current Assets

Cash and Cash Equivalents	\$ 479,598
Certificate of Deposit – Current	202,695
Pledges Receivable – Current	9,708
Accounts Receivable – Current	27,735
Grants Receivable – Current	26,000
Prepaid Expenses	<u>191,303</u>

Total Current Assets 937,039

Long-Term Cash and Investments

Restricted Cash	132,649
Restricted Certificate of Deposit	403,498
Beneficial Interest in Remainder Trust	634,059
Investments	<u>8,425,102</u>

Total Long-Term Cash and Investments 9,595,308

Other Assets

Donated Assets	4,457
Pledges Receivable – Non-Current	99,599
Other Receivable – Non-Current	<u>5,527</u>

Total Other Assets 109,583

Total Assets \$ 10,641,930

The accompanying notes are an integral part of these financial statements.

Athens State University Foundation
Discretely Presented Component Unit
Statement of Financial Position
September 30, 2025

LIABILITIES AND NET ASSETS

Current Liabilities

Accounts Payable	\$ 13,120
Deferred Revenue	<u>150,779</u>

Total Current Liabilities 163,899

Total Liabilities 163,899

Net Assets

Without Donor Restrictions	2,157,413
With Donor Restrictions	<u>8,320,618</u>

Total Net Assets 10,478,031

Total Liabilities and Net Assets \$ 10,641,930

The accompanying notes are an integral part of these financial statements.

Athens State University
Statement of Revenues, Expenses, and Changes in Net Position
For the Year Ended September 30, 2025

OPERATING REVENUES

Student Tuition and Fees (Net of Scholarship Allowances of \$1,105,018)	\$ 22,364,577
Federal Grants and Contracts	1,372,467
State and Local Grants and Contracts	4,303,452
Auxiliary Enterprises:	
Bookstore	52,149
Campus Housing	78,147
Food Services	8,600
Student Activities	66,678
Vending	3,083
Other	378,830
Total Operating Revenues	<u>28,627,983</u>

OPERATING EXPENSES

Instruction	20,956,327
Academic Support	4,577,617
Student Services	3,988,213
Institutional Support	9,989,124
Operation and Maintenance	3,814,318
Scholarships and Financial Aid	9,239,732
Depreciation and Amortization	2,483,545
Auxiliary Enterprises	735,135
Total Operating Expenses	<u>55,784,011</u>

Operating Loss (27,156,028)

NONOPERATING REVENUES (EXPENSES)

State Appropriations	30,341,046
Federal Grants	7,411,921
Investment Income	1,401,766
Other Nonoperating Revenue	1,173,979
Interest on Debt	(129,212)
Loss on Disposal of Assets	(12,838)
Net Nonoperating Revenues	<u>40,186,662</u>

Change in Net Position 13,030,634

Total Net Position - Beginning of Year 60,381,059

Total Net Position - End of Year \$ 73,411,693

The accompanying notes are an integral part of these financial statements.

Athens State University Foundation
Discretely Presented Component Unit
Statement of Activities
For the Year Ended September 30, 2025

	<u>Without Donor Restrictions</u>	<u>With Donor Restrictions</u>	<u>Total</u>
Operating Activities			
<u>Revenue and Support:</u>			
Contributions	\$ 530,455	\$ 775,483	\$ 1,305,938
In-Kind Donations	198,489	-	198,489
Special Events Income	335,986	-	335,986
Other Income	250	-	250
Net Assets Released from Restrictions	<u>185,657</u>	<u>(185,657)</u>	<u>-</u>
 Total Support and Revenue	 <u>1,250,837</u>	 <u>589,826</u>	 <u>1,840,663</u>
 <u>Expenses:</u>			
Program Services	485,768	-	485,768
Management and General	247,188	-	247,188
Fundraising Expenses	<u>319,045</u>	<u>-</u>	<u>319,045</u>
 Total Expenses	 <u>1,052,001</u>	 <u>-</u>	 <u>1,052,001</u>
 Change in Net Assets from Operating	 <u>198,836</u>	 <u>589,826</u>	 <u>788,662</u>
 Nonoperating Activities			
Change in Value of Beneficial Interest in Remainder Trust	-	45,752	45,752
Investment Income	-	261,833	261,833
Unrealized & Realized Gains & Losses, Net of Fees	<u>-</u>	<u>297,351</u>	<u>297,351</u>
 Change in Net Assets from Nonoperating	 <u>-</u>	 <u>604,936</u>	 <u>604,936</u>
 Change in Net Assets	 198,836	 1,194,762	 1,393,598
Net Assets at Beginning of Year	<u>1,958,577</u>	<u>7,125,856</u>	<u>9,084,433</u>
Net Assets at End of Year	<u>\$ 2,157,413</u>	<u>\$ 8,320,618</u>	<u>\$ 10,478,031</u>

The accompanying notes are an integral part of these financial statements.

Athens State University
Statement of Cash Flows
For the Year Ended September 30, 2025

CASH FLOWS FROM OPERATING ACTIVITIES

Tuition and Fees	\$ 22,371,622
Grants and Contracts	5,493,231
Payments to Suppliers	(8,193,442)
Payments for Employees	(25,857,741)
Payments for Benefits	(8,073,553)
Payments for Utilities	(815,694)
Payments for Scholarships	(9,296,148)
Auxiliary Enterprises	<u>677,386</u>
Net Cash Used in Operating Activities	<u>(23,694,339)</u>

CASH FLOWS FROM NONCAPITAL FINANCING ACTIVITIES

State and Local Appropriations	30,301,852
Federal Grants	7,448,081
Federal Direct Loan Receipts	13,633,940
Federal Direct Loan Disbursements	(13,356,752)
Deposit Held for Others	27,146
Other Nonoperating Revenues (Expenses), Net	<u>1,143,678</u>
Net Cash Provided by Noncapital Financing Activities	<u>39,197,945</u>

CASH FLOWS FROM CAPITAL AND RELATED FINANCING ACTIVITIES

Purchase of Capital Assets and Construction	(6,839,063)
Payments on Lease/Subscription Liabilities	(753,231)
Principal Paid on Capital Debt	(1,526,000)
Interest Paid on Capital Debt	<u>(79,208)</u>
Net Cash Used in Capital and Related Financing Activities	<u>(9,197,502)</u>

CASH FLOWS FROM INVESTING ACTIVITIES

Purchase of Investments, Net of Proceeds from Sale	(113,726)
Investment Income	<u>1,401,766</u>
Net Cash Provided by Investing Activities	<u>1,288,040</u>

Net Increase in Cash and Cash Equivalents 7,594,144

Cash and Cash Equivalents - Beginning of Year 47,859,936

Cash and Cash Equivalents - End of Year \$ 55,454,080

The accompanying notes are an integral part of these financial statements.

Athens State University
Statement of Cash Flows
For the Year Ended September 30, 2025

Reconciliation of Net Operating Loss to Net
Cash Used in Operating Activities

Operating Loss \$ (27,156,028)

Adjustments to Reconcile Net Operating Loss to Net
Cash Used in Operating Activities

Depreciation and Amortization Expense 2,483,545

Change in Pension and OPEB Expense 785,480

Changes in Assets and Liabilities:

Increase in Receivables (778,203)

Increase in Inventory (57,754)

Increase in Prepaid Expenses (118,982)

Increase in Accounts Payable 442,121

Increase in Compensated Absences 13,023

Increase in Unearned Revenue 692,459

Net Cash Used in Operating Activities \$ (23,694,339)

Noncash Investing, Capital, and Financing Activities:

During the year ended September 30, 2025, the University recorded \$168,579 of intangible right-to-use subscription assets. During the year ended September 30, 2025 the University recorded \$16,373 of intangible right-to-use lease assets.

During the year ended September 30, 2025, the University recorded \$125,110 of capital assets that were paid on behalf of ASU by the State of Alabama.

NOTE 1 – SUMMARY OF SIGNIFICANT ACCOUNTING POLICIES

The financial statements of Athens State University (the “University” or “ASU”) are prepared in accordance with accounting principles generally accepted in the United States of America (GAAP). The Governmental Accounting Standards Board (GASB) is the accepted standard-setting body for establishing governmental accounting and financial reporting principles. The more significant accounting policies of Athens State University are described below.

A. Reporting Entity

Act. No. 2012-497 removed Athens State University from under the jurisdiction, supervision, and control of the State Board of Education and Department of Postsecondary Education effective October 1, 2012. This legislation enabled the creation of the Board of Trustees of Athens State University which governs the University. The Board of Trustees has the authority and responsibility for the operation, management, supervision and regulation of Athens State University. Athens State University continues to be a component unit of the State of Alabama. A component unit is a legally separate organization for which the elected officials of the primary government are financially accountable. Component units can also be other organizations for which the nature and significance of their relationship with a primary government are such that exclusion would cause the reporting entity’s financial statements to be misleading. According to GASB Statement 14, “*The Financial Reporting Entity*,” a primary government is financially accountable for an organization if it appoints a voting majority of the organization’s governing board and (a) is able to impose its will on the organization; or (b) there is a potential for the organization to provide specific financial benefits to or impose specific financial burdens on the primary government. Based upon these criteria, the University is considered to be a component unit of the State of Alabama.

B. Component Units

Athens State University Foundation (the “Foundation” or “ASUF”) is a legally separate, tax-exempt organization that is organized exclusively for charitable, scientific and educational purposes for the benefit of the University. Because of the significance of the relationship between the University and the Foundation, the Foundation is considered a component unit of the University. Organizations that are legally separate, tax-exempt entities and that meet all of the following criteria should be discretely presented as component units. These criteria are:

- The economic resources received or held by the separate organization are entirely or almost entirely for the direct benefit of the primary government, its component units, or its constituents.
- The primary government, or its component units, is entitled to, or has the ability to otherwise access, a majority of the economic resources received or held by the separate organization.
- The economic resources received or held by an individual organization that the specific primary government, or its component units, is entitled to, or has the ability to otherwise access, are significant to that primary government.

Athens State University
Notes to the Financial Statements
For the Year Ended September 30, 2025

Although the University does not control the timing or amount of receipts from ASUF, the majority of resources, or income thereon that ASUF holds and invests are restricted to the activities of the University by the donors. Because these restricted resources held by ASUF can only be used by, or for the benefit of, the University, ASUF is discretely presented as a component unit of the University. ASUF is reported in its original format on separate financial statements because of the difference in its reporting model as further described below. Complete financial statements for ASUF are available from the Foundation's director upon request.

The Foundation is a not-for-profit organization that reports its financial results under the Financial Accounting Standard Board (FASB) Statements. Most significant to the Foundation's operations and reporting model is Accounting Standards Codification (ASC) 958, *Not-for-Profit Entities*. As such, certain revenue recognition criteria and presentation features are different from GASB revenue recognition criteria presentation features. No modifications have been made to the Foundation's financial information in the University's financial reporting entity for these differences; however, significant note disclosures (see Note 11) to the Foundation's financial statements have been incorporated into the University's notes to the financial statements. During the year ended September 30, 2025, Athens State University Foundation, Inc. distributed \$446,805 to Athens State University for both restricted and unrestricted purposes.

C. Measurement Focus, Basis of Accounting and Financial Statement Presentation

Athens State University follows all applicable GASB pronouncements. The financial statements of Athens State University have been prepared using the economic resources measurement focus and the accrual basis of accounting. Revenues are recorded when earned and expenses are recorded when a liability is incurred, regardless of the timing of the related cash flows. Grants and similar items are recognized as revenue as soon as all eligibility requirements imposed by the provider have been met.

It is the policy of the University to first apply restricted resources when an expense is incurred and then apply unrestricted resources when both restricted and unrestricted net position are available.

The Statement of Revenues, Expenses and Changes in Net Position distinguishes between operating and non-operating revenues. Operating revenues, such as tuition and fees, result from exchange transactions associated with the principal activities of the University. Exchange transactions are those in which each party to the transactions receives or gives up essentially equal values. Non-operating revenues arise from exchange transactions not associated with the University's principal activities, such as investment income and from all non-exchange transactions, such as state appropriations.

D. Accounting Estimates

The preparation of financial statements in conformity with accounting principles generally accepted in the United States of America requires management to make estimates and assumptions that affect certain reported amounts and disclosures. Accordingly, actual results could differ from those estimates.

E. Assets, Deferred Outflows of Resources, Liabilities, Deferred Inflows of Resources and Net Position

1. Deposits and Investments

Cash and cash equivalents include cash on hand, demand deposits and short-term investments with original maturities of three months or less from the date of acquisition.

Statutes authorize the University to invest in the same type of instruments as allowed by Alabama law for domestic life insurance companies. This includes a wide range of investments, such as direct obligations of the United States of America, obligations issued or guaranteed by certain federal agencies, and bonds of any state, county, city, town, village, municipality, district or other political subdivision of any state or any instrumentality or board thereof or of the United States of America that meet specified criteria.

Investments are measured at fair value on a recurring basis. Recurring fair value measurements are those that Governmental Accounting Standards Board (GASB) Statements require or permit in the Statement of Net Position at the end of each reporting period.

2. Receivables

Accounts receivable relate to tuition and fees charged to students, amounts due from federal grants, state grants and third-party tuition, net of an allowance for doubtful accounts.

3. Inventories

The inventories are comprised of consumable supplies. Inventories are valued at the lower of cost or market. Inventories are valued using the first in/first out (FIFO) method.

4. Capital Assets

Capital assets with a unit cost of over \$5,000 and an estimated useful life in excess of one year, and all library books, are recorded at historical cost or estimated historical cost if purchased or constructed. In addition, works of art and historical treasures and similar assets are recorded at their historical cost. Donated capital assets are recorded at fair market value at the date of donation. Land, construction in progress, and intangible assets with indefinite lives are the only capital assets that are not depreciated. Depreciation is not allocated to a functional expense category. The costs of normal maintenance and repairs that do not add to the value of the asset or materially extend its life are not capitalized. Major outlays for capital assets and improvements are capitalized as projects are constructed. Maintenance and repairs are charged to operations when incurred. Betterments and major improvements which significantly increase values, change capacities or extend useful lives are capitalized. Upon the sale or retirement of fixed assets being depreciated using the straight-line method, the cost and related accumulated depreciation are removed from the respective accounts and any resulting gain or loss is included in the results of operation.

Athens State University
Notes to the Financial Statements
For the Year Ended September 30, 2025

The method of depreciation and useful lives of the capital assets are as follows:

<u>Assets</u>	<u>Depreciation Method</u>	<u>Useful Lives</u>
Buildings and Improvements	Straight-Line	50 years
Improvements other than Buildings	Composite	25 years
Equipment	Composite	1 - 10 years
Library Materials	Composite	20 years
Capitalized Software	Straight-Line	10 years
Internally Generated Computer Software	Straight-Line	10 years
Easement and Land Use Rights	Straight-Line	20 years
Patents, Trademarks, and Copyrights	Straight-Line	20 years

5. Long-Term Obligations

Long-term debt and other long-term obligations are reported as liabilities in the Statement of Net Position. Bond/Warrant premiums and discounts, if any, are deferred and amortized over the life of the bonds.

6. Compensated Absences

No liability is recorded for sick leave. Substantially all employees of the University earn 12 days of sick leave each year with unlimited accumulation. Payment is not made to employees for unpaid sick leave at termination or retirement.

All non-instructional employees earn annual leave at a rate which varies from 12 to 24 days per year depending on duration of employment, with accumulation limited to 60 days. Instructional employees do not earn annual leave. Payment is made to employees for unused leave at termination or retirement.

7. Unearned Revenue

Unearned revenue consists primarily of amounts received for fall student tuition and fees that are not earned until the next fiscal year. Unearned revenue also includes amounts received from grant and contract sponsors that have not yet been earned.

8. Pensions

The Teachers' Retirement System of Alabama ("TRS" or "the Plan") financial statements are prepared using the economic resources measurement focus and accrual basis of accounting. Contributions are recognized as revenues when earned, pursuant to plan requirements. Benefits and refunds are recognized as revenues when due and payable in accordance with the terms of the plan. Expenses are recognized when the corresponding liability is incurred, regardless of when the payment is made. Investments are reported at fair value. Financial statements are prepared in accordance with requirements of the Governmental Accounting Standards Board (GASB). Under these requirements, the Plan is considered a component unit of the State of Alabama and is included in the State's Annual Comprehensive Financial Report.

9. Postemployment Benefits Other Than Pensions (OPEB)

The Alabama Retired Education Employees' Health Care Trust (Trust) financial statements are prepared by using the economic resources measurement focus and accrual basis of accounting. This includes for purposes of measuring the net OPEB liability, deferred outflows of resources and deferred inflows of resources related to OPEB, and OPEB expense, information about the fiduciary net position of the Trust and additions to/deductions from the Trust's fiduciary net position. Plan member contributions are recognized in the period in which the contributions are due. Employer contributions are recognized when due pursuant to plan requirements. Benefits are recognized when due and payable in accordance with the terms of the plan. Subsequent events were evaluated by management through the date the financial statements were issued.

10. Net Position

Net position is required to be classified for accounting and reporting purposes into the following categories:

Net Investment in Capital Assets - Capital assets, net of accumulated depreciation and outstanding principal balances of debt attributable to the acquisition, construction or improvement of those assets. Any significant unspent related debt proceeds at year-end related to capital assets are not included in this calculation.

Restricted:

Nonexpendable - Net position subject to externally imposed stipulations that it be maintained permanently by the University. Such assets would include permanent endowment funds.

Expendable - Net position whose use by the University is subject to externally imposed stipulations that can be fulfilled by actions of the University pursuant to those stipulations or that expire by the passage of time. These include funds held in federal loan programs.

Unrestricted - Net positions that are not subject to externally imposed stipulations. These may be designated for specific purposes by action of management.

11. Federal Financial Assistance Programs

The University participates in various federal programs. Federal programs are audited in accordance with the Title 2 U.S. *Code of Federal Regulations* Part 200, *Uniform Administrative Requirements, Cost Principles, and Audit Requirements for Federal Awards* (Uniform Guidance).

12. Scholarship Allowances and Student Aid

Student tuition and fees are reported net of scholarship allowances and discounts. The amount for scholarship allowances and discounts is the difference between the stated charge for goods and services provided by the University and the amount that is paid by the student and/or third parties making payments on behalf of the student. The University uses the case-by-case method to determine the amount of scholarship allowance and discounts.

13. Deferred Outflows of Resources

Deferred outflows of resources are reported in the Statement of Net Position. Deferred outflows of resources are defined as a consumption of net position by the government that is applicable to a future reporting period. Deferred outflows of resources increase net position, similar to assets.

14. Deferred Inflows of Resources

Deferred inflows of resources are reported in the Statement of Net Position. Deferred inflows of resources are defined as an acquisition of net position by the government that is applicable to a future reporting period. Deferred inflows of resources decrease net position, similar to liabilities.

15. Subsequent Events

In preparing these financial statements, the University has evaluated events and transactions for potential recognition or disclosure through the date of the auditor's report, which was the date the financial statements were available to be issued.

16. Prepaid Expenses and Unearned Scholarships

Prepaid expenses are composed predominantly of prepaid insurance. Unearned scholarship expense results from the Fall academic term spanning across the fiscal year end. The University prorates scholarship expense to recognize only the amounts incurred in each fiscal year.

17. New Accounting Pronouncement

In June 2022, GASB issued Statement No. 101, Compensated Absences, effective for fiscal years beginning after December 15, 2023. This Statement supersedes prior guidance based on vesting and instead requires recognizing a liability only when leave is more likely than not to be used, paid in cash, or otherwise settled. The University adopted this Statement for the fiscal year ended September 30, 2025. The adoption had no impact on the previously reported beginning net position, as liabilities for vacation leave were already recognized and sick leave converts to service credit in the Teachers' Retirement System of Alabama rather than being paid or otherwise settled.

In December 2023, GASB issued Statement No. 102, Certain Risk Disclosures, which is effective for fiscal years beginning after June 15, 2024. This Statement requires governments to disclose potential risks arising from vulnerabilities due to certain concentrations or constraints when those conditions make the government vulnerable to a substantial impact, and when associated events have occurred, are in process, or are more likely than not to occur within 12 months of the issuance of the financial statements. The University adopted this Statement for the fiscal year ended September 30, 2025. The adoption did not impact amounts previously reported in net position, and no new disclosures were required, as management was not aware of any concentrations or constraints with related events that met all of the disclosure criteria as of the issuance of these financial statements.

NOTE 2 – DEPOSITS AND INVESTMENTS

A. Deposits

The University's deposits in banks at year-end were held by financial institutions in the State of Alabama's Security for Alabama Funds Enhancement (SAFE) Program. The SAFE Program was established by the Alabama Legislature and is governed by the provisions contained in the *Code of Alabama 1975*, Sections 41-14A-1 through 41-14A-14. Under the SAFE Program all public funds are protected through a collateral pool administered by the Alabama State Treasurer's Office. Under this program, financial institutions holding deposits of public funds must pledge securities as collateral against those deposits. In the event of failure of a financial institution, securities pledged by that financial institution would be liquidated by the State Treasurer to replace the public deposits not covered by the Federal Deposit Insurance Corporation (FDIC).

If the securities pledged fail to produce adequate funds, every institution participating in the pool would share the liability for the remaining balance.

The Statement of Net Position classification "cash and cash equivalents" includes all readily available cash such as petty cash, demand deposits, and certificates of deposits with original maturities of three months or less.

B. Investments

The University invests its funds in securities and investments in accordance with the *Code of Alabama 1975*, Section 16-13-2, Sections 27-1-8 and 27-1-9, and Sections 27-41-1 through 27-41-41. These laws provide that the University may invest in the same type of instruments as allowed by Alabama law for domestic life insurance companies. This includes a wide range of investments, such as direct obligations of the United States of America, obligations issued or guaranteed by certain federal agencies, and bonds of any state, county, city, town, village, municipality, district or other political subdivision of any state or any instrumentality or board thereof of the United States of America that meet specified criteria. The University's investment policy permits investments in the following: 1) U.S. Treasury bills, notes, bonds, and stripped Treasuries; 2) U.S. Agency notes, bonds, debentures, discount notes and certificates; 3) certificates of deposit (CDs), checking and money market accounts of savings and loan associations, mutual savings banks, or commercial banks whose accounts are insured by FDIC/FSLIC, and who are designated a Qualified Public Depository (QPD) under the SAFE Program; 4) mortgage backed securities (MBSs); 5) mortgage-related securities including collateralized mortgage obligations (CMOs) and real estate mortgage investment conduits (REMIC) securities; 6) repurchase agreements; and 7) stocks and bonds which have been donated to the institution.

Athens State University
Notes to the Financial Statements
For the Year Ended September 30, 2025

Investments are measured at fair value on a recurring basis. Recurring fair value measurements are those that Governmental Accounting Standards Board (GASB) Statements require or permit in the Statement of Net Position at the end of each reporting period. Fair value measurements are categorized based on the valuation inputs used to measure an asset's fair value: Level 1 inputs are quoted prices in active markets for identical assets; Level 2 inputs are significant other observable inputs; Level 3 inputs are significant unobservable inputs.

Investments' fair value measurements are as follows at September 30, 2025:

Investments	Fair Value	Fair Value Measurements Using		
		Level 1 Inputs	Level 2 Inputs	Level 3 Inputs
Bond Funds	\$ 8,367,839	\$ 8,367,839	\$ -	\$ -
Total Investments	\$ 8,367,839	\$ 8,367,839	\$ -	\$ -

At September 30, 2025, ASU had a significant amount invested in short and long term investments, primarily tax free bonds. During the year ended September 30, 2025, the University had realized losses of \$295,700 from the disposal of investments. The calculation of realized losses is independent of the calculation of the net increase in the fair value of investments. Realized gains and losses on investments that had been held in more than one fiscal year and sold in the current year may have been recognized as an increase or decrease in the fair value of investments reported in the prior year.

Interest Rate Risk – This risk pertains to changes in interest rates that adversely affect the fair value of an investment. While there is an active market for the below investments, generally, the longer the maturity of an investment, the greater the sensitivity of its fair value to changes in market interest rates. The University does not have a formal investment policy that limits investment maturities as a means of managing its exposure to interest rate risk. At year end, the University had the following investments and maturities:

Investment Type	Fair Value	Investment Maturities (in Years)		
		1-5	6-10	Thereafter
Bond Funds	\$ 8,367,839	\$ 5,443,321	\$ 460,602	\$ 2,463,916

Credit Risk – Credit risk is the risk that an issuer or other counterparty to an investment will not fulfill its obligation. The University does not have a formal investment policy that specifically addresses its investment choices related to this risk.

Athens State University
Notes to the Financial Statements
For the Year Ended September 30, 2025

At September 30, 2025, the allocation of credit ratings of the University’s investments was as follows:

<u>Investment Type</u>	<u>Rating</u>	<u>Percentage</u>
Bond Funds	AAA	15.01%
Bond Funds	AA	20.65%
Bond Funds	A	44.61%
Bond Funds	BBB	0.00%
Bond Funds	BB	0.00%
Bond Funds	B	0.00%
Bond Funds	Below B	0.00%
Bond Funds	NR	19.73%
		<u>100.00%</u>

Custodial Credit Risk – For an investment, this is the risk that, in the event of the failure of a counterparty, the government will not be able to cover the value of its investments or collateral securities that are in the possession of an outside party. The University does not have an investment policy that limits the amount of securities that can be held by counterparties.

Concentration of Credit Risk – Concentration of credit risk is the risk of loss attributed to the magnitude of a government's investment in a single issuer. The University does not have a formal investment policy that places limits on the amount the University may invest in any one issuer.

NOTE 3 - RECEIVABLES

Receivables are summarized as follows:

<u>Accounts Receivable:</u>	
Federal	\$ 409,957
Pell Grants	83,095
State	1,417,784
Third Party	516,063
Other	<u>58,917</u>
Total Accounts Receivable	<u>2,485,816</u>
<u>Student Receivables:</u>	
Tuition & Fees	<u>1,385,041</u>
Total Receivables	<u>1,385,041</u>
Less: Allowance for Doubtful Accounts	<u>(631,456)</u>
Total Receivables, Net	<u>\$ 3,239,401</u>

Athens State University
Notes to the Financial Statements
For the Year Ended September 30, 2025

NOTE 4 - CAPITAL ASSETS

Capital asset activity for the year ended September 30, 2025, was as follows:

	Beginning Balance	Additions	Deductions	Transfers	Ending Balance
Capital Assets Not Being Depreciated:					
Land	\$ 2,794,815	\$ -	\$ -	\$ -	\$ 2,794,815
Construction in Progress	<u>2,937,033</u>	<u>7,337,504</u>	-	<u>(2,407,166)</u>	<u>7,867,371</u>
Total Capital Assets Not Being Depreciated:	5,731,848	7,337,504	-	(2,407,166)	10,662,186
Capital Assets Being Depreciated:					
Improvements Other than Buildings	3,309,199	-	-	760,013	4,069,212
Buildings and Improvements	65,858,262	410,914	-	1,647,153	67,916,329
Equipment and Furniture	3,750,308	172,441	(163,451)	-	3,759,298
Intangible Right-to-Use Lease Equipment	341,938	16,373	(24,747)	-	333,564
Intangible Right-to-Use Subscription Assets	3,183,858	168,579	-	-	3,352,437
Library Holdings	<u>752,627</u>	<u>27,374</u>	<u>(136,491)</u>	-	<u>643,510</u>
Total Capital Assets Being Depreciated	77,196,192	795,681	(324,689)	2,407,166	80,074,350
Less Accumulated Depreciation:					
Improvements Other than Buildings	1,507,077	114,230	-	-	1,621,307
Buildings and Improvements	18,874,242	1,264,603	-	-	20,138,845
Equipment and Furniture	2,880,326	228,103	(150,613)	-	2,957,816
Intangible Right to Use Lease - Equipment	126,344	84,246	(24,747)	-	185,843
Intangible Right to Use Subscription Assets	1,156,115	757,545	-	-	1,913,660
Library Holdings	<u>376,313</u>	<u>34,818</u>	<u>(136,491)</u>	-	<u>274,640</u>
Total Accumulated Depreciation	<u>24,920,417</u>	<u>2,483,545</u>	<u>(311,851)</u>	-	<u>27,092,111</u>
Total Capital Assets, Net	<u>\$ 58,007,623</u>	<u>\$ 5,649,640</u>	<u>\$ (12,838)</u>	<u>\$ -</u>	<u>\$ 63,644,425</u>

\$333,564 has been recorded as Intangible Right-to-Use Lease Equipment in capital assets. With the implementation of GASB Statement No. 87, various leases met the criteria of a lease; thus, requiring it to be recorded by the University. These assets will be amortized over the term of the lease since it is shorter than the useful life, and the University is not taking ownership of the assets. There are no residual value guarantees in the lease provisions. The leases have terms that range from 36 to 60 months. See Note 8 for the associated liability.

The University has implemented Governmental Accounting Standards Board Statement No. 96, *Subscription-Based Information Technology Arrangements*. The University has multiple technology arrangements that require recognition under GASB Statement No. 96. The technology arrangements include an ERP system subscription, cloud subscriptions, portal subscriptions as well as other software subscriptions. The University recognizes Intangible Right-to-Use Subscription Assets, as shown in the previous table, as well as Subscription Liabilities as further discussed in Note 8. The amortization expense for the SBITA assets will be recognized over the remaining subscription terms and is included in Depreciation and Amortization on the Statement of Revenues, Expenses, and Changes in Net Position. The terms of the agreements range from 24 to 60 months, with the longest-term subscription ending in fiscal year 2028. The University has used a discount rate of 4.15% for each of these arrangements as this is their estimated incremental borrowing rate. There are no options in the agreements for purchase of the assets, no residual value guarantees nor renewal options in the arrangements that are reasonably certain of exercise.

NOTE 5 - DEFINED BENEFIT PENSION PLAN

A. Plan Description

The Teachers' Retirement Systems of Alabama (TRS), a cost-sharing multiple-employer public employee retirement plan, was established as of September 15, 1939, pursuant to the *Code of Alabama 1975, Title 16, Chapter 25* (Act 419 of the Legislature of 1939) for the purpose of providing retirement allowances and other specified benefits for qualified persons employed by State-supported educational institutions. The responsibility for the general administration and operation of the TRS is vested in its Board of Control which consists of 15 trustees. The plan is administered by the Retirement Systems of Alabama (RSA). The *Code of Alabama 1975, Title 16, Chapter 25* grants the authority to establish and amend the benefit terms to the TRS Board of Control. The Plan issues a publicly available financial report that can be obtained at www.rsa-al.gov.

B. Benefits Provided

State law establishes retirement benefits as well as death and disability benefits and any ad hoc increase in postretirement benefits for the TRS. Benefits for TRS members vest after 10 years of creditable service. TRS members who retire after age 60 with 10 years or more of creditable service or with 25 years of service (regardless of age) are entitled to an annual retirement benefit, payable monthly for life. Service and disability retirement benefits are based on a guaranteed minimum or a formula method, with the member receiving payment under the method that yields the highest monthly benefit. Under the formula method, members of the TRS are allowed 2.0125% of their average final compensation (highest 3 of the last 10 years) for each year of service.

Act 377 of the Legislature of 2012 established a new tier of benefits (Tier 2) for members hired on or after January 1, 2013. Tier 2 TRS members are eligible for retirement after age 62 with 10 years or more of creditable service and are entitled to an annual retirement benefit, payable monthly for life. Service and disability retirement benefits are based on a formula method. Under the formula method, Tier 2 members of the TRS are allowed 1.65% of their average final compensation (highest 5 of the last 10 years) for each year of service up to 80% of their average final compensation.

Act 316 of the Legislature of 2019 established the Partial Lump Sum Option Plan (PLOP) in addition to the annual service retirement benefit payable for life for Tier 1 and Tier 2 members of the TRS. A member can elect to receive a one-time lump sum distribution at the time that they receive their first monthly retirement benefit payment. The member's annual retirement benefit is then actuarially reduced based on the amount of the PLOP distribution which is not to exceed the sum of 24 months of the maximum monthly retirement benefit that the member could receive. Members are eligible to receive a PLOP distribution if they are eligible for a service retirement benefit as defined above from the TRS or ERS on or after October 1, 2019. A TRS member who receives an annual disability retirement benefit or who has participated in the Deferred Retirement Option Plan (DROP) is not eligible to receive a PLOP distribution.

Members are eligible for disability retirement if they have 10 years of credible service, are currently in-service, and determined by the RSA Medical Board to be permanently incapacitated from further performance of duty. Preretirement death benefits equal to the annual earnable compensation of the

Athens State University
Notes to the Financial Statements
For the Year Ended September 30, 2025

member as reported to the Plan for the preceding year ending June 30 are paid to a qualified beneficiary.

C. Contributions

Covered Tier 1 members of the TRS contributed 5% of earnable compensation to the TRS as required by statute until September 30, 2011. From October 1, 2011, to September 30, 2012, covered members of the TRS were required by statute to contribute 7.25% of earnable compensation. Effective October 1, 2012, covered members of the TRS are required by statute to contribute 7.50% of earnable compensation. Certified law enforcement, correctional officers, and firefighters of the TRS contributed 6% of earnable compensation as required by statute until September 30, 2011. From October 1, 2011, to September 30, 2012, certified law enforcement, correctional officers, and firefighters of the TRS were required by statute to contribute 8.25% of earnable compensation. Effective October 1, 2012, certified law enforcement, correctional officers, and firefighters of the TRS are required by statute to contribute 8.50% of earnable compensation.

Effective October 1, 2021 the covered Tier 2 members of the TRS contribution rate increased from 6% to 6.2% of earnable compensation to the TRS as required by statute. Effective October 1, 2021 the covered Tier 2 certified law enforcement, correctional officers, and firefighters contribution rate increased from 7.0% to 7.2% of earnable compensation to the TRS as required by statute. These Tier 2 member contribution rate increases were a result of Act 537 of the Legislature of 2021 which allows sick leave conversion for Tier 2 members.

Participating employers' contractually required contribution rate for the year ended September 30, 2025, was 12.59% of annual pay for Tier 1 members and 11.57% of annual pay for Tier 2 members. These required contribution rates are a percent of annual payroll, actuarially determined as an amount that, when combined with member contributions, is expected to finance the costs of benefits earned by members during the year, with an additional amount to finance any unfunded accrued liability. Total employer contributions to the pension plan from the University were \$3,208,140 for the year ended September 30, 2025.

D. Pension Liabilities, Pension Expense, and Deferred Outflows of Resources and Deferred Inflows of Resources Related to Pensions

At September 30, 2025, the University reported a liability of \$33,141,000 for its proportionate share of the collective net pension liability. The collective net pension liability was measured as of September 30, 2024 and the total pension liability used to calculate the net pension liability was determined by an actuarial valuation as of September 30, 2023. The University's proportion of the collective net pension liability was based on the employers' shares of contributions to the pension plan relative to the total employer contributions of all participating TRS employers. At September 30, 2024 the University's proportion was .254768%, which was an increase of .001894% from its proportion measured as of September 30, 2023.

For the year ended September 30, 2025, the University recognized pension expense of \$4,197,000.

Athens State University
Notes to the Financial Statements
For the Year Ended September 30, 2025

At September 30, 2025 the University reported deferred outflows of resources and deferred inflows of resources related to pensions from the following sources:

	Deferred Outflows of Resources	Deferred Inflows of Resources
Differences between expected and actual experience	\$ 3,296,000	\$ 239,000
Changes of assumptions	508,000	-
Net difference between projected and actual earnings on pension plan investments	-	5,435,000
Changes in proportion and differences between Employer contributions and proportionate share of contributions	198,000	653,000
Employer contributions subsequent to the measurement date	<u>3,208,140</u>	<u>-</u>
	<u>\$ 7,210,140</u>	<u>\$ 6,327,000</u>

\$3,208,140 reported as deferred outflows of resources related to pensions resulting from University contributions subsequent to the measurement date will be recognized as a reduction of the net pension liability in the year ended September 30, 2026.

Other amounts reported as deferred outflows of resources and deferred inflows of resources related to pensions will be recognized in pension expense as follows:

Year Ended September 30:

2026	\$ (297,000)
2027	1,396,000
2028	(1,773,000)
2029	(1,651,000)
2030	<u>-</u>
Total	<u>\$ (2,325,000)</u>

E. Actuarial Assumptions

The total pension liability as of September 30, 2024, was determined by an actuarial valuation of September 30, 2023, using the following actuarial assumptions, applied to all periods included in the measurement:

Inflation	2.50%
Investment rate of return*	7.45%
Projected salary increases	3.25% - 5.00%

**Net of pension plan investment expense, including inflation*

Athens State University
Notes to the Financial Statements
For the Year Ended September 30, 2025

The actuarial assumptions used in the actuarial valuation as of September 30, 2023, were based on the results of an investigation of the economic and demographic experience for the TRS based upon participant data as of September 30, 2020. The Board of Control accepted and approved these changes in September 2021 which became effective at the beginning of fiscal year 2021.

Mortality rates were based on the Pub-2010 Teacher tables with the following adjustments, projected generationally using scale MP-2020 adjusted by 66-2/3% beginning with year 2019:

Group	Membership Table	Set Forward(+)/ Setback (-)	Adjustment to Rates
Service Retirees	Teacher Retiree - Below Median	Male: +2, Female: +2	Male: 108% ages < 63, 96% ages > 67; Phasing down 63 -67 Female: 112% ages < 69 98% > age 74 Phasing down 69-74
Beneficiaries	Contingent Survivor Below	Male: +2, Female: None	None
Disabled Retirees	Teacher Disability	Male: +8, Female: +3	None

The long-term expected rate of return on pension plan investments was determined using a log-normal distribution analysis in which best-estimate ranges of expected future real rates of return (expected returns, net of pension plan investment expense and inflation) are developed for each major asset class. These ranges are combined to produce the long-term expected rate of return by weighting the expected future real rates of return by the target asset allocation percentage and by adding expected inflation. The target asset allocation and best estimates of geometric real rates of return for each major asset class are as follows:

	Target Allocation	Long-Term Expected Rate of Return*
Fixed Income	15.00%	2.80%
U.S. Large Stocks	32.00%	8.00%
U.S. Mid Stocks	9.00%	10.00%
U.S. Small Stocks	4.00%	11.00%
International Developed Market Stocks	12.00%	9.50%
International Emerging Market Stocks	3.00%	11.00%
Alternatives	10.00%	9.00%
Real Estate	10.00%	6.50%
Cash	5.00%	2.50%
Total	<u>100.00%</u>	

**Includes assumed rate of inflation of 2.00%.*

F. Discount Rate

The discount rate used to measure the total pension liability was 7.45%. The projection of cash flows used to determine the discount rate assumed that plan member contributions will be made at the current contribution rate and that the employer contributions will be made at rates equal to the difference between actuarially determined contribution rates and the member rate. Based on those assumptions, components of the pension plan’s fiduciary net position were projected to be available to make all projected future benefit payments of current plan members. Therefore, the long-term expected rate of return on pension plan investments was applied to all periods of projected benefit payments to determine the total pension liability.

G. Sensitivity of the University’s Proportionate Share of the Net Pension Liability to Changes in the Discount Rate

The following table presents the University’s proportionate share of the net pension liability calculated using the discount rate of 7.45%, as well as what the University’s proportionate share of the net pension liability would be if it were calculated using a discount rate that is 1-percentage point lower (6.45%) or 1-percentage-point higher (8.45%) than the current rate:

	1% Decrease <u>(6.45%)</u>	Current Rate <u>(7.45%)</u>	1% Increase <u>(8.45%)</u>
University’s proportionate share of collective net pension liability	\$ 46,079,000	\$ 33,141,000	\$ 22,250,000

H. Pension Plan Fiduciary Net Position

Detailed information about the pension plan’s fiduciary net position is available in the separately issued RSA Annual Comprehensive Report for the fiscal year ended September 30, 2024. The supporting actuarial information is included in the GASB Statement No. 67 Report for the TRS prepared as of September 30, 2024. The auditor’s report on the Schedule of Employer Allocations and Pension Amounts by Employer and accompanying notes detail by employer and in aggregate information needed to comply with GASB 68 and the additional financial and actuarial information is available at <http://www.rsa-al.gov/index.php/employers/financial-reports/gasb-68-reports/>.

NOTE 6 - OTHER POSTEMPLOYMENT BENEFITS (OPEB)

A. Plan description

The Alabama Retired Education Employees’ Health Care Trust (Trust) is a cost-sharing multiple-employer defined benefit postemployment healthcare plan that administers healthcare benefits to the retirees of participating state and local educational institutions. The Trust was established under the Alabama Retiree Health Care Funding Act of 2007 which authorized and directed the Public Education Employees’ Health Insurance Board (Board) to create an irrevocable trust to fund postemployment healthcare benefits to retirees participating in PEEHIP. Active and retiree health insurance benefits are paid through the Public Education Employees’ Health Insurance Plan (PEEHIP). In accordance with GASB, the Trust is considered a component unit of the State of Alabama (State) and is included in the State’s Annual Comprehensive Financial Report.

Athens State University
Notes to the Financial Statements
For the Year Ended September 30, 2025

The PEEHIP was established in 1983 pursuant to the provisions of the *Code of Alabama 1975, Title 16, Chapter 25A* (Act 83-455) to provide a uniform plan of health insurance for active and retired employees of state and local educational institutions which provide instruction at any combination of grades K-14 (collectively, eligible employees), and to provide a method for funding the benefits related to the plan. The four-year universities participate in the plan with respect to their retired employees, and are eligible and may elect to participate in the plan with respect to their active employees. Responsibility for the establishment of the health insurance plan and its general administration and operations is vested in the Board. The Board is a corporate body for purposes of management of the health insurance plan. The *Code of Alabama 1975, Section 16-25A-4* provides the Board with the authority to amend the benefit provisions in order to provide reasonable assurance of stability in future years for the plan. All assets of the PEEHIP are held in trust for the payment of health insurance benefits. The Teachers' Retirement System of Alabama (TRS) has been appointed as the administrator of the PEEHIP and, consequently, serves as the administrator of the Trust.

B. Benefits Provided

PEEHIP offers a basic hospital medical plan to active members and non-Medicare eligible retirees. Benefits include inpatient hospitalization for a maximum of 365 days without a dollar limit, inpatient rehabilitation, outpatient care, physician services, and prescription drugs.

Active employees and non-Medicare eligible retirees who do not have Medicare eligible dependents can enroll in a health maintenance organization (HMO) in lieu of the basic hospital medical plan. The HMO includes hospital medical benefits, dental benefits, vision benefits, and an extensive formulary. However, participants in the HMO are required to receive care from a participating physician in the HMO plan.

The PEEHIP offers four optional plans (Hospital Indemnity, Cancer, Dental, and Vision) that may be selected in addition to or in lieu of the basic hospital medical plan or HMO. The Hospital Indemnity Plan provides a per-day benefit for hospital confinement, maternity, intensive care, cancer, and convalescent care. The Cancer Plan covers cancer disease only and benefits are provided regardless of other insurance. Coverage includes a per-day benefit for each hospital confinement related to cancer. The Dental Plan covers diagnostic and preventative services, as well as basic and major dental services. Diagnostic and preventative services include oral examinations, teeth cleaning, x-rays, and emergency office visits. Basic and major services include fillings, general aesthetics, oral surgery not covered under a Group Medical Program, periodontics, endodontics, dentures, bridgework, and crowns. Dental services are subject to a maximum of \$1,250 per year for individual coverage and \$1,000 per person per year for family coverage. The Vision Plan covers annual eye examinations, eye glasses, and contact lens prescriptions.

PEEHIP members may opt to elect the PEEHIP Supplemental Plan as their hospital medical coverage in lieu of the PEEHIP Hospital Medical Plan. The PEEHIP Supplemental Plan provides secondary benefits to the member's primary plan provided by another employer. Only active and non-Medicare retiree members and dependents are eligible for the PEEHIP Supplemental Plan. There is no premium required for this plan, and the plan covers most out-of-pocket expenses not covered by the primary plan. Members who are enrolled in the PEEHIP Hospital Medical Plan, VIVA Health Plan (offered through the Public Education Employees' Health Insurance Fund (PEEHIF), Marketplace (Exchange) Plans, Alabama State Employees Insurance Board, Local

Athens State University
Notes to the Financial Statements
For the Year Ended September 30, 2025

Government Health Insurance Board, Medicaid, ALL Kids, Tricare, or Champus, as their primary coverage, or are enrolled in a Health Savings Account (HSA) or Health Reimbursement Arrangement (HRA), are not eligible to enroll in the PEEHIP Supplemental Plan. The plan cannot be used as a supplement to Medicare. Retired members who become eligible for Medicare are eligible to enroll in the PEEHIP Group Medicare Advantage (PPO) Plan or the Optional Coverage Plans.

Effective January 1, 2023, United Health Care (UHC) Group replaced the Humana contract for Medicare eligible retirees and Medicare eligible dependents of retirees. The Medicare Advantage Prescription Drug Plan (MAPDP) is fully insured by UHC, and members are able to have all of their Medicare Part A, Part B, and Part D (prescription drug coverage) in one convenient plan. With the UHC plan for PEEHIP, retirees can continue to see their same providers with no interruption and see any doctor who accepts Medicare on a national basis. Retirees have the same benefits in and out-of-network and there is no additional retiree cost share if a retiree uses an out-of-network provider and no balance billing from the provider.

C. Contributions

The *Code of Alabama 1975, Section 16-25A-8* and the *Code of Alabama 1975, Section, 16-25A-8.1* provide the Board with the authority to set the contribution requirements for plan members and the authority to set the employer contribution requirements for each required class, respectively. Additionally, the Board is required to certify to the Governor and the Legislature, the amount, as a monthly premium per active employee, necessary to fund the coverage of active and retired member benefits for the following fiscal year. The Legislature then sets the premium rate in the annual appropriation bill.

For employees who retired after September 30, 2005, but before January 1, 2012, the employer contribution of the health insurance premium set forth by the Board for each retiree class is reduced by 2% for each year of service less than 25 and increased by 2% percent for each year of service over 25 subject to adjustment by the Board for changes in Medicare premium costs required to be paid by a retiree. In no case does the employer contribution of the health insurance premium exceed 100% of the total health insurance premium cost for the retiree.

For employees who retired after December 31, 2011, the employer contribution to the health insurance premium set forth by the Board for each retiree class is reduced by 4% for each year of service less than 25 and increased by 2% for each year over 25, subject to adjustment by the Board for changes in Medicare premium costs required to be paid by a retiree. In no case does the employer contribution of the health insurance premium exceed 100% of the total health insurance premium cost for the retiree. For employees who retired after December 31, 2011, who are not covered by Medicare, regardless of years of service, the employer contribution to the health insurance premium set forth by the Board for each retiree class is reduced by a percentage equal to 1% multiplied by the difference between the Medicare entitlement age and the age of the employee at the time of retirement as determined by the Board. This reduction in the employer contribution ceases upon notification to the Board of the attainment of Medicare coverage.

Athens State University
Notes to the Financial Statements
For the Year Ended September 30, 2025

D. OPEB Liabilities, OPEB Expense, and Deferred Outflows of Resources and Deferred Inflows of Resources Related to OPEB

At September 30, 2025, the Athens State University reported a liability of \$16,277,165 for its proportionate share of the net OPEB liability. The net OPEB liability was measured as of September 30, 2024 and the total OPEB liability used to calculate the net OPEB liability was determined by an actuarial valuation as of September 30, 2023. The Athens State University proportion of the net OPEB liability was based on a projection of the Athens State University long-term share of contributions to the OPEB plan relative to the projected contributions of all participating employers, actuarially determined. At September 30, 2025, the Athens State University proportion was 0.17705128% percent, which was an decrease of 0.00596473% from its proportion measured as of September 30, 2024.

For the year ended September 30, 2025, the University recognized an OPEB expense of \$343,675, with no special funding situations.

At September 30, 2025, the System reported deferred outflows of resources and deferred inflows of resources related to OPEB from the following sources:

	<u>Deferred Outflows of Resources</u>	<u>Deferred Inflows of Resources</u>
Differences between expected and actual experience	\$ 7,591,004	\$ 3,513,060
Changes of assumptions	5,605,737	2,302,956
Net difference between projected and actual earnings on OPEB plan investments	-	401,585
Changes in proportion and differences between Employer contributions and proportionate share of contributions	543,071	1,070,271
Employer contributions subsequent to the measurement date	548,395	-
Total	<u>\$ 14,288,207</u>	<u>\$ 7,287,872</u>

\$548,395 reported as deferred outflows of resources related to OPEB resulting from the Athens State University contributions subsequent to the measurement date will be recognized as a reduction of the net OPEB liability in the year ended September 30, 2026.

Other amounts reported as deferred outflows of resources and deferred inflows of resources related to OPEB will be recognized in OPEB expense as follows:

Year ended September 30:	
2026	\$ 933,503
2027	997,081
2028	662,889
2029	1,160,019
2030	2,040,159
Thereafter	<u>658,289</u>
	<u>\$ 6,451,940</u>

Athens State University
Notes to the Financial Statements
For the Year Ended September 30, 2025

E. Actuarial assumptions

The total OPEB liability was determined by an actuarial valuation as of September 30, 2024, using the following actuarial assumptions, applied to all periods included in the measurement:

Inflation	2.50%
Salary Increase ¹	3.25% - 5.00%
Long-term Investment Rate of Return ²	7.00%
Municipal Bond Index Rate at Measurement Date	3.89%
Municipal Bond Index Rate at Prior Measurement Date	4.53%
Projected Year for Fiduciary Net Position to be Depleted	N/A
Single Equivalent Interest Rate at Measurement Date	4.32%
Single Equivalent Interest Rate at Prior Measurement Date	7.00%
Healthcare Cost Trend Rates	
Initial Trend Rate	
Pre-Medicare Eligible	6.75%
Medicare Eligible	**
Ultimate Trend Rate	
Pre-Medicare Eligible	4.50% in 2033
Medicare Eligible	4.50% in 2033

¹ Includes 2.75% wage inflation

² Compounded annually, net of investment expense, and includes inflation

** Initial Medicare claims are set based on scheduled increases through plan year 2025

The rates of mortality are based on the Pub-2010 Public Mortality Plans Mortality Tables, adjusted generationally based on scale MP-2020, with an adjustment of 66-2/3% to the table beginning in year 2019. The mortality rates are adjusted forward and/or back depending on the plan and group covered, as shown in the table below.

Group	Membership Table	Set Forward (+) / Set Back (-)	Adjustment to Rates
Active Members	Teacher Employee Below Median	None	65%
Service Retirees	Teacher Below Median	Male: +2 Female: +2	Male: 108% ages <63, 96% ages > 67; Phasing down 63-67 Female: 112% ages <69, 98% ages > 74; Phasing down 69-74
Disabled Retirees	Teacher Disability	Male: +8 Female: +3	None
Beneficiaries	Teacher Contingent Survivor Below Median	Male: +2 Female: None	None

The decremental assumptions used in the valuation were selected based on the actuarial experience study prepared as of September 30, 2020, submitted to and adopted by the Teachers' Retirement System of Alabama Board on September 13, 2021.

Athens State University
Notes to the Financial Statements
For the Year Ended September 30, 2025

The remaining actuarial assumptions (e.g., initial per capita costs, health care cost trends, rate of plan participation, rates of plan election, etc.) were based on the September 30, 2023 valuation.

The long-term expected return on plan assets is to be reviewed as part of regular experience studies prepared every five years, in conjunction with similar analysis for the Teachers' Retirement System of Alabama. Several factors should be considered in evaluating the long-term rate of return assumption, including long-term historical data, estimates inherent in current market data, and a log-normal distribution analysis in which best-estimate ranges of expected future real rates of return (expected return, net of investment expense and inflation), as developed for each major asset class. These ranges should be combined to produce the long-term expected rate of return by weighting the expected future real rates of return by the target asset allocation percentage and then adding expected inflation. The assumption is intended to be a long-term assumption and is not expected to change absent a significant change in the asset allocation, a change in the inflation assumption, or a fundamental change in the market that alters expected returns in future years.

The long-term expected rate of return on the OPEB plan investments is determined based on the allocation of assets by asset class and by the mean and variance of real returns. The target asset allocation and best estimates of expected geometric real rates of return for each major asset class is summarized below:

	Target Allocation	Long-Term Expected Rate of Return*
Fixed Income	30.00%	4.40%
U.S. Large Stocks	38.00%	8.00%
U.S. Mid Stocks	8.00%	10.00%
U.S. Small Stocks	4.00%	11.00%
International Developed Market Stocks	15.00%	9.50%
Cash	<u>5.00%</u>	1.50%
Total	<u>100.00%</u>	

**Includes assumed rate of inflation of 2.50%.*

F. Discount Rate

The discount rate (also known as the Single Equivalent Interest Rate (SEIR), as described by GASB 74) used to measure the total OPEB liability 4.32%. Premiums paid to the Public Education Employees' Health Insurance Board for active employees shall include an amount to partially fund the cost of coverage for retired employees. The projection of cash flows used to determine the discount rate assumed that plan contributions will be made at the current contribution rates. Each year, the State specifies the monthly employer rate that participating school systems must contribute for each active employee. Currently, the monthly employer rate is \$800 per non-university active member. Approximately, 9.751% of the employer contributions were used to assist in funding retiree benefit payments in 2024 and it is assumed that the 9.751% will increase or decrease at the same rate as expected benefit payments for the closed group with a cap of 20.00%. It is assumed the \$800 rate will remain flat until, based on budget projections, it increases to \$904 in fiscal year 2026 and then will increase with inflation at 2.50% starting in 2028. Retiree benefit

Athens State University
Notes to the Financial Statements
For the Year Ended September 30, 2025

payments for college members are paid by the Universities and are not included in the cash flow projections. The discount rate determination will use a municipal bond rate to the extent the trust is projected to run out of money before all benefits are paid. Projected future benefit payments for all current plans members are projected through 2122.

G. Sensitivity of Athens State University’s proportionate share of the net OPEB liability to changes in the healthcare cost trend rates.

The following table presents the Athens State University’s proportionate share of the net OPEB liability of the Trust calculated using the current healthcare trend rate, as well as what the net OPEB liability would be if calculated using one percentage point lower or one percentage point higher than the current rate:

	1% Decrease (5.75% decreasing to 3.50% for pre- Medicare and known decreasing to 3.50% for Medicare Eligible)	Current Healthcare Trend Rate (6.75% decreasing to 4.50% for pre- Medicare and known decreasing to 4.50% for Medicare Eligible)	1% Increase (7.75% decreasing to 5.50% for pre- Medicare and known decreasing to 5.50% for Medicare Eligible)
Net OPEB Liability	\$ 13,093,603	\$ 16,277,165	\$ 20,382,373

The following table presents the Athens State University’s proportionate share of the net OPEB liability of the Trust calculated using the discount rate of 4.32%, as well as what the net OPEB liability would be if calculated using one percentage point lower or one percentage point higher than the current rate:

	1% Decrease (3.32%)	Current Discount Rate (4.32%)	1% Increase (5.32%)
Net OPEB Liability	\$ 19,772,999	\$ 16,277,165	\$ 13,483,612

H. OPEB Plan Fiduciary Net Position

Detailed information about the OPEB plan’s fiduciary net position is located in the Trust’s financial statements for the fiscal year ended September 30, 2024. The supporting actuarial information is included in the GASB Statement No. 74 Report for PEEHIP prepared as of September 30, 2024. Additional financial and actuarial information is available at www.rsa-al.gov.

Athens State University
Notes to the Financial Statements
For the Year Ended September 30, 2025

NOTE 7 - ACCOUNTS PAYABLE

Accounts payable and accrued liabilities represent amounts due at September 30, 2025, for goods and services received prior to the end of the fiscal year.

Salaries and Wages	\$ 783,074
Other	<u>2,585,347</u>
Total	<u>\$ 3,368,421</u>

NOTE 8 - LONG-TERM LIABILITIES

Long-term liabilities activity for the year ended September 30, 2025, was as follows:

	Beginning Balance	Additions	Reductions	Ending Balance	Current Portion
2021 Revenue Bonds	\$ 4,718,000	\$ -	\$ (1,526,000)	\$ 3,192,000	\$ 678,000
Other Liabilities:					
Lease Liability	219,274	16,373	(83,627)	152,020	83,697
Subscription Liability	1,849,616	168,579	(669,604)	1,348,591	566,001
Compensated Absences	<u>1,262,988</u>	<u>13,023</u>	<u>-</u>	<u>1,276,011</u>	<u>204,506</u>
	<u>\$ 8,049,878</u>	<u>\$ 197,975</u>	<u>\$ (2,279,231)</u>	<u>\$ 5,968,622</u>	<u>\$ 1,532,204</u>

Bond Debt

Principal and interest maturity requirements on bond debt are as follows:

Fiscal Year	Revenue Bonds		Totals
	Principal	Interest	
2025-2026	\$ 678,000	\$ 49,796	\$ 727,796
2026-2027	600,000	39,183	639,183
2027-2028	606,000	28,617	634,617
2028-2029	605,000	18,063	623,063
2029-2030	616,000	7,385	623,385
2030-2031	87,000	178	87,178
	<u>\$ 3,192,000</u>	<u>\$ 143,222</u>	<u>\$ 3,335,222</u>

Pledged Revenues

The University issued Athens State University Tuition and General Fees Revenue Bond, Series 2021, in February 2021, to refinance the 2010, 2015 and ACA Phase II revenue bonds in full. The bond was authorized in the original amount of \$10,595,000. The 2021 general fee revenue bond has an interest rate of 1.75% and a maturity date of January 2031. These bonds were secured by a pledge of revenue from certain fees payable by students. This transaction met the requirements of a defeasance of the Series 2010, Series 2015 and ACA Phase II revenue bonds.

Athens State University
Notes to the Financial Statements
For the Year Ended September 30, 2025

Future revenues in the approximate amount of \$3,335,222 are pledged to repay principal and interest for the 2021 bond. During the 2025 fiscal year, pledged tuition and fee revenue in the amount of \$22,364,577 were received with \$1,596,370 or 7.14% of pledged revenues, being used to pay principal and interest.

Lease Payable

A summary of the principal and interest amounts for the remaining right to use leases are as follows:

Lease Liability			
Fiscal Year	Principal	Interest	Totals
2025-2026	\$ 83,697	\$ 3,513	\$ 87,210
2026-2027	50,768	1,456	52,224
2027-2028	12,705	470	13,175
2028-2029	4,850	59	4,909
	<u>\$ 152,020</u>	<u>\$ 5,498</u>	<u>\$ 157,518</u>

Subscriptions Payable

\$168,579 has been recorded as Intangible Right to Use Subscription Liability in 2025. At September 30, 2025, the remaining subscription liability was \$1,348,591. A summary of the principal and interest amounts for the remaining subscriptions are as follows:

Subscription Liability			
Fiscal Year	Principal	Interest	Totals
2025-2026	\$ 566,001	\$ 49,573	\$ 615,574
2026-2027	416,467	25,937	442,404
2027-2028	366,123	9,637	375,760
	<u>\$ 1,348,591</u>	<u>\$ 85,147</u>	<u>\$ 1,433,738</u>

NOTE 9 – CONSTRUCTION AND OTHER SIGNIFICANT COMMITMENTS

As of September 30, 2025, the University is obligated under the following contracts:

	ASU Contract Commitment	Paid or Accrued	Remaining Commitment
Brown Hall	\$ 5,051,373	\$ 4,661,451	\$ 389,922
Waters Roof	150,217	-	150,217
Carter Hall	28,059,500	-	28,059,500
President’s Home	219,500	31,350	188,150
Founders Chiller	324,500	-	324,500
	<u>\$ 33,805,090</u>	<u>\$ 4,692,801</u>	<u>\$ 29,112,289</u>

NOTE 10 - RISK MANAGEMENT

The University is exposed to various risks of loss related to torts; theft of, damage to, and destruction of assets; errors and omissions; injuries to employees; and natural disasters. The University has insurance for its buildings and contents through the State Insurance Fund (SIF), part of the State of Alabama, Department of Finance; Division of Risk Management which operates as a common risk management and insurance program for state owned properties.

The University pays an annual premium based on the amount of coverage requested. The SIF provides coverage up to \$2 million per occurrence and is self-insured up to a maximum of \$6 million in aggregate claims. The SIF purchases commercial insurance for claims which in the aggregate exceed \$6 million. The University purchases commercial insurance for its automobile coverage, general liability, legal liability, cyber risk coverage, deadly weapon, and professional liability. In addition, the University has fidelity bonds on the University's President, the Vice-President for Financial Affairs, as well as on all other University personnel who handle funds.

Employee health insurance is provided through the Public Education Employees' Health Insurance Fund (PEEHIF) administered by the Public Education Employees' Health Insurance Board (PEEHIB). The Fund was established to provide a uniform plan of health insurance for current and retired employees of state educational institutions and is self-sustaining. Monthly premiums for employee and dependent coverage are determined annually by the plan's actuary and based on anticipated claims in the upcoming year, considering any remaining fund balance on hand available for claims. The University contributes a specified amount monthly to the PEEHIF for each employee and this amount is applied against the employee's premiums for the coverage selected and the employee pays any remaining premium. Settled claims resulting from these risks have not exceeded the University's coverage in any of the past three fiscal years.

Claims which occur as a result of employee job-related injuries may be brought before the State of Alabama Board of Adjustment. The Board of Adjustment serves as an arbitrator and its decision is binding. If the Board of Adjustment determines that a claim is valid, it decides the proper amount of compensation (subject to statutory limitations) and the funds are paid by the University.

NOTE 11 – ATHENS STATE UNIVERSITY FOUNDATION NOTES TO THE FINANCIAL STATEMENTS

A. ORGANIZATION AND SUMMARY OF SIGNIFICANT ACCOUNTING POLICIES

Organization

The Athens State University Foundation (the Foundation) was established to provide support for the private fundraising efforts of the Athens State University (the University) and to manage privately donated funds. The Foundation is a nonprofit corporation organized in accordance with the laws of the State of Alabama and governed by a volunteer Board of Directors (Board). The Foundation is a component unit of the University.

The private fundraising efforts of the University and the Foundation result in the Foundation receiving contributions for the benefit of the University. Contributions are either available to be used currently or restricted as an endowment to be invested in perpetuity and provide support from investment returns for student scholarships, faculty and research support, other operational support, and for facilities and equipment. Fundraising efforts also result in the creation of charitable trusts and gift annuities. When the trusts and annuities mature, the remainder interests are available for the designated purposes as current-use or endowment gifts. The Foundation is the trustee for substantially all of the charitable remainder trusts. The Foundation also receives unrestricted contributions that can be used for Foundation activities. The Foundation devotes all its income and profits, after paying its expenses, for the benefit of the University.

Contributions may be received in cash, marketable securities, real property, tangible personal property, gifts-in-kind, life insurance policies, and various deferred giving vehicles. Contributions received in forms other than cash, except gifts-in-kind and life insurance policies, are generally liquidated. The proceeds, together with cash gifts, are placed in investment pools or other investments consistent with the purpose of the gift or the requirements of the trust agreement. The Foundation employs investment professionals to manage its investment pools and certain trust investments.

The Foundation provides financial support for the University's private fundraising efforts, maintains donor records, issues reports to donors, and provides certain direct University support at the request of the University.

Mission Statement

The Athens State University Foundation Inc., an incorporated non-profit organization, is dedicated to the financial support of Athens State University through the identification of prospective donors, the solicitation of gifts, and the administration and management of those resources for the betterment of the University, its faculty, staff and students.

Athens State University
Notes to the Financial Statements
For the Year Ended September 30, 2025

Basis of Presentation

The financial statements of the Foundation have been prepared on the accrual basis in accordance with accounting principles generally accepted in the United States of America. The financial statements are presented in accordance with Financial Accounting Standards Board (FASB) Accounting Standards Codification (ASC) 958 dated August 2016, and the provisions of the American Institute of Certified Public Accountants (AICPA) “Audit and Accounting Guide for Not-for-Profit Organizations” (the “Guide”). ASC 958-205 was effective January 1, 2018. Under the provisions of the Guide, net assets and revenues, and gains and losses are classified based on the existence or absence of donor-imposed restrictions.

Accordingly, the net assets of the Foundation and changes therein are classified as follows:

- *Net assets without donor restrictions* – Net assets that are not subject to donor-imposed restrictions and may be expended for any purpose in performing the primary objectives of the Foundation.
- *Net assets with donor restrictions* – Net assets subject to stipulations imposed by donors, and grantors. Some donor restrictions are temporary in nature; those restrictions will be met by actions of the Foundation or by the passage of time. Other donor restrictions are perpetual in nature, whereby the donor has stipulated the funds be maintained in perpetuity. Net assets released from restrictions represent expenses incurred during the year that satisfy the restricted purpose. Of the restricted balances at September 30, 2025, \$8,272,065 is restricted for scholarship purposes while \$48,552 is restricted for program support services.

Net assets were released from donor-imposed restrictions by incurring expenses satisfying the restricted purposes or by occurrence of other events specified by donors. The composition of net assets released from restrictions for the year ended September 30, 2025 is as follows:

	<u>With Donor Restrictions</u>
Scholarships	\$ 185,657

Use of Estimates in the Preparation of Financial Statements

In preparing financial statements in conformity with accounting principles generally accepted in the United States of America, management is required to make estimates and assumptions that affect the reported amounts of assets and liabilities and the disclosure of contingent assets and liabilities at the date of the financial statements and revenues and expenses during the reporting period. Actual results could differ from those estimates.

Athens State University
Notes to the Financial Statements
For the Year Ended September 30, 2025

Allowance for Doubtful Accounts

The Foundation estimates the allowance based on an analysis of specific donors, taking into consideration the age of past due amounts and an assessment of the donor's ability to pay. On a continuing basis, the Foundation analyzes delinquent receivables, and once these receivables are determined to be uncollectible, they are written off through a charge against an existing allowance account. The Foundation analyzed the nature and sources that make up the accounts receivable balance and deemed a high level of collectability. Considering this, management determined that no allowance for doubtful accounts was needed as of September 30, 2025.

Fixed Assets

Donated artifacts and collectibles are recorded at cost if purchased or, if donated, at estimated fair value at the time of donation. The Foundation does not recognize depreciation on artifacts and collectibles. Collections are preserved and held for public exhibition, education and research. It is the policy of the Foundation that proceeds from the sale of any collection items are to be used to purchase additional collection items or for the direct care of existing collections. In addition, the Foundation utilizes certain facilities owned by the University. Such facilities are not recorded on the books of the Foundation.

Contributions

Contributions, including unconditional promises to give, are recognized as revenues in the period received. Conditional promises to give are not recognized until they become unconditional; that is when the conditions on which they depend are substantially met. Contributions of assets other than cash are recorded at their estimated fair value. Contributions that are restricted by the donor are reported as increases in net assets without donor restrictions if the restrictions expire in the fiscal year in which the contributions are recognized. All other donor-restricted contributions are reported as increases in net assets with donor restrictions depending on the nature of the restrictions. When a restriction expires, net assets with donor restrictions are reclassified to net assets without donor restrictions.

Contributions to be received after one year are discounted at an appropriate discount rate. Amortization of discounts is recorded as additional contribution revenue in accordance with donor-imposed restrictions, if any, on the contributions.

Special Events

The Foundation receives income from various special fund raising events. Gross income is reported as revenues in the financial statements and expenses are reported separately. The Foundation recognizes revenues from these special fundraising events when the special event occurs. For special events in which income is received in one period, but the event occurs in a subsequent period, the Foundation recognizes the income as deferred revenue until the event takes place.

Athens State University
Notes to the Financial Statements
For the Year Ended September 30, 2025

Income Taxes

The Foundation is exempt from paying tax under Section 501(c)(3) of the Internal Revenue Code. Accordingly, there is no provision for federal or state income taxes.

Uncertain Tax Positions

The Foundation is exempt from federal income taxes under Section 501(c)(3) of the Internal Revenue Code, except on net income derived from unrelated business activities. The Foundation had no unrelated business activities that are subject to taxes. The Foundation's federal Exempt Organization Business Income Tax Returns for the previous three years are subject to examination by the IRS, generally for three years after they were filed.

Subsequent Events

In preparing these financial statements, the Foundation has evaluated events and transactions for potential recognition or disclosure through the date of the auditor's report, which was the date the financial statements were available to be issued.

B. LIQUIDITY AND AVAILABILITY OF FINANCIAL ASSETS

At September 30, 2025, the Foundation had \$745,736 of financial assets available within one year of the statement of financial position date to meet cash needs for general operating expenditures, consisting of cash of \$479,598, certificate of deposits of \$202,695, accounts receivable of \$27,735, grant receivables of \$26,000 and pledges receivable of \$9,708.

C. CASH AND CERTIFICATES OF DEPOSITS

The Foundation considers all time deposits, certificates of deposit and highly liquid instruments with an initial maturity of three months or less to be cash equivalents, except for investments purchased with endowment assets, which are classified as long-term investments. At September 30, 2025, the Foundation's cash and certificates of deposit exceed FDIC insurable limits by \$1,038,628.

D. INVESTMENTS

The primary purpose of the Athens State University Foundation is to receive and hold by gift, bequest, or purchase any real or personal property and to manage, invest, and reinvest the same and to use and to dispose of the same for scientific, literary and educational purposes, all for the purpose of Athens State University. Specifically, the Foundation is accountable for protecting the corpus of each scholarship endowment and responsible for properly investing each scholarship endowment to produce an annual scholarship. The investment objectives are to generate sufficient income that will be used to fund full or partial student scholarships. The endowment should include an element of growth to protect the endowment from the effects of inflation. The principal shall remain a protected corpus.

Investment Reporting

Security transactions are recorded on a trade date basis. Interest is recorded as earned and dividends are recorded as of the ex-dividend date. Investment income includes interest and dividends; realized/unrealized gains and losses are reported as investment return. Investment income attributable to amounts held for the benefit of the University is reported in net assets with donor restrictions. When the activities occur, the amounts are transferred from net assets with donor restrictions to net assets without donor restrictions and the disbursements are reported as decreases in net assets without donor restrictions. Investment income attributable to amounts held for the benefit of the Foundation is reported in net assets without donor restrictions.

Investment Return Objective Risk Parameters and Strategies

The Foundation has adopted investment and spending policies, approved by the Board of Directors, for endowment assets that attempt to provide a predictable stream of funding to programs supported by its endowment funds while maintaining the purchasing power of those endowment assets over the long term. Accordingly, the investment process seeks to achieve an after-cost total real rate of return, including investment income as well as capital appreciation, which exceeds the annual distribution with acceptable levels of risk.

Endowment assets are invested in a well-diversified asset mix, which includes equity and debt securities, that is intended to result in a consistent inflation-protected rate of return that has sufficient liquidity to make an annual distribution of five percent, while growing the funds if possible. Actual returns in any given year may vary from this amount.

Spending Policy

The Foundation Executive Committee, based on the recommendation of the Foundation Investment Committee and the Investment Fund Manager, will determine annually the amount/percent of scholarship funds to be awarded through the Endowed Scholarship Fund. The annual return on investment and preservation of the invested corpus are factors that may be used to determine disbursements for endowed scholarships. A maximum rate of five percent may be distributed from the Foundation's Endowed Scholarship Fund. The annual recommended rate will be forwarded to the University Scholarship Committee.

Funds with Deficiencies

From time to time, the fair value of assets associated with individual donor restricted endowment funds may fall below the level that the donor requires the Foundation to retain as a fund of perpetual duration due to unfavorable market fluctuations. When this is the case, any such deficiencies are monitored for future results. At September 30, 2025, there were no deficiencies included in net assets with donor restrictions related to investment losses on endowments.

Athens State University
Notes to the Financial Statements
For the Year Ended September 30, 2025

Changes in endowment net assets as of September 30, 2025:

	<u>With Donor Restrictions</u>
Endowment net assets – 10/1/2024	\$ 6,813,087
Contributions, net	1,042,592
Dividend and Investment income (loss), net of fees	602,043
Appropriated and Transferred	<u>(185,657)</u>
Endowment net assets – 9/30/2025	<u>\$ 8,272,065</u>

For the year ending September 30, 2025, investment management fees were \$48,591.

E. FAIR VALUE MEASUREMENTS

Investments are reported at estimated fair value as determined by the Foundation, based upon a fair value hierarchy that prioritizes the input techniques used to measure fair value in accordance with Accounting Standards Update (ASU) No. 2015-07, Fair Value Measurement (Topic 820): *Disclosures for Investments in Certain Entities that Calculate Net Asset Value per Share (or its Equivalent)*. The ASU removed the requirement to categorize by level within the fair value hierarchy all investments with fair value measured using net asset value as a practical expedient and removed all other disclosure requirements.

The hierarchy gives the highest priority to level 1 measurements and the lowest priority to level 3 measurements:

- Level 1: Unadjusted quoted prices in active markets for identical assets or liabilities;
- Level 2: Quoted prices for similar assets or liabilities in active markets; quoted prices for identical or similar assets or liabilities in markets that are not considered active; observable inputs other than observable quoted prices for the asset or liability; or inputs derived principally from or corroborated by observable market data;
- Level 3: Significant unobservable inputs for assets or liabilities.

A financial instrument's level within this fair value hierarchy is based on the lowest level of any input that is significant to its fair value measurement. All transfers between fair value hierarchy levels are recognized at the beginning of each reporting period. The fair value hierarchy does not correspond to a financial instrument's relative liquidity in the market or to its level of risk.

In determining the reasonableness of the fair value measurement methodology, management, with the oversight of the Investment Committee, evaluates a variety of factors including review of existing contracts, economic conditions, and industry and market developments. Certain unobservable inputs are evaluated and adjusted, as necessary, based on current market conditions and other third-party information.

Level 1 investments are typically investments in debt and equity marketable securities but may also include money market funds, certificates of deposit, and other highly liquid investments with maturities of 90 days or less with high credit quality entities. All level 1 investments are reported at fair value.

Athens State University
Notes to the Financial Statements
For the Year Ended September 30, 2025

The following table sets forth by level, within the fair value hierarchy, the Foundation's assets measured at fair value on a recurring basis as of September 30, 2025:

	<u>Level 1</u>	<u>Level 2</u>	<u>Level 3</u>	<u>Total</u>
<u>Recurring Fair Value Measurements:</u>				
Certificates of Deposits	\$ 606,193	\$ –	\$ –	\$ 606,193
Money Market	135,628	–	–	135,628
Mutual Fund	1,407,346	–	–	1,407,346
Asset Backed Securities	–	295,139	–	295,139
Close End Funds & Exchange Traded Products	1,336,233	–	–	1,336,233
Common Stocks	2,494,059	–	–	2,494,059
Government Securities	1,144,493	–	–	1,144,493
Corporate Bonds and Notes	<u>1,612,204</u>	<u>–</u>	<u>–</u>	<u>1,612,204</u>
Total Investments	\$ 8,736,156	\$ 295,139	\$ –	\$ 9,031,295
Beneficial Interest in Remainder Trust	<u>–</u>	<u>634,059</u>	<u>–</u>	<u>634,059</u>
Total Recurring Fair Value Measurements	<u>\$ 8,736,156</u>	<u>\$ 929,198</u>	<u>\$ –</u>	<u>\$ 9,665,354</u>

Fair value for the contribution receivable from the beneficial interest in a remainder trust is measured using the market value of the assets held in the trust as reported by the trustee as of September 30, 2025. The Foundation considers the measurement of its beneficial interest in the trust to be a Level 2 measurement within the fair value hierarchy because the measurement is based on the Foundation's proportionate share (7%) of the unadjusted market values of the underlying trust assets.

F. PLEDGES RECEIVABLE

Pledges receivable, which are unconditional promises to give, are recorded as receivables and revenue when received. The Foundation distinguishes between contributions received for each net asset category in accordance with donor-imposed restrictions. Pledges are recorded after being discounted to the anticipated net present value of the future cash flows. The discount rate used is approximately 3.68%.

Athens State University
Notes to the Financial Statements
For the Year Ended September 30, 2025

Total pledges receivable discounted to present value at September 30, 2025, are as follows:

	<u>Less Than One Year</u>	<u>One to Five Years</u>	<u>More Than Five Years</u>	<u>Total</u>
Pledges	\$ 10,000	\$ 80,000	\$ 30,000	\$ 120,000
Discount	<u>(292)</u>	<u>(8,646)</u>	<u>(1,755)</u>	<u>(10,693)</u>
	<u>\$ 9,708</u>	<u>\$ 71,354</u>	<u>\$ 28,245</u>	<u>\$ 109,307</u>

Potentially subjecting the Foundation to concentration of credit risk at September 30, 2025 is a significant pledge receivable from one donor in the amount of \$80,000, before discount.

G. RELATED PARTY

University Support

The Athens State University Foundation exists to assist the University. Due to the nature of this relationship, there are numerous transactions between the two entities and their representatives for program services and scholarship purposes. During the year ended September 30, 2025, the Foundation expended \$446,805 in support of the University's programs and scholarships. At September 30, 2025, the Foundation had a payable balance due of \$900 to the University. At September 30, 2025 the Foundation had no pledges or accounts receivable from the University.

Personnel Costs and Facilities

The Foundation uses office space owned by the University without paying rent for the facilities. The value of the donated facilities was \$62,876 for the year ended September 30, 2025. Furthermore, the Foundation employees are paid by the University. The salaries and benefits for year ended September 30, 2025, were \$116,005. The value of donated facilities and services were recognized as revenue and related expense in the statement of activities.

Athens State University
Notes to the Financial Statements
For the Year Ended September 30, 2025

H. CHARITABLE REMAINDER TRUST

Athens State University Foundation is a beneficiary of a Charitable Remainder Trust created on December 15, 2016. During the year ended September 30, 2020, the donor passed away. Per ASC 958 – Not-for-Profit Entities, when such a time occurs where a beneficiary cannot be changed, the assets in the trust will be considered a promise to give and will be recorded by the Foundation at fair value. As the beneficiary can no longer be changed, this amount has been recorded by the Foundation. During the fiscal year ended September 30, 2021, Athens State University Foundation became aware of its status as a beneficiary. Per the terms of the trust, Athens State University Foundation is entitled to 7% of the annual income of the assets, which is distributed quarterly, and 7% of the remaining assets at the end of a 20-year period that began at the time of the donor’s death. At September 30, 2025, the fair value of Athens State University Foundation’s beneficial interest was \$634,059.

I. FUNCTIONAL EXPENSES

Certain costs have been allocated among the programs and supporting services benefited based on estimates of time and effort, and usage of assets. For 2025, natural expense accounts were allocated as follows:

	Year Ending September 30, 2025				
	Program				
	Services	Supporting Services			Total
	Programs	Management and General	Fundraising	Supporting Subtotal	
Scholarships Awarded	\$ 304,893	\$ –	\$ –	\$ –	\$ 304,893
Academic Program Support	7,011	–	–	–	7,011
Kares Program Support	9,479	–	–	–	9,479
Student and Faculty Support	2,000	–	–	–	2,000
Other Program Support	162,385	–	–	–	162,385
Legal & Accounting	–	1,100	–	1,100	1,100
Marketing	–	7,928	–	7,928	7,928
Insurance	–	5,670	–	5,670	5,670
Bad Debt Expense	–	3,300	–	3,300	3,300
Fundraiser & Volunteer	–	–	319,045	319,045	319,045
Administrative	–	229,190	–	229,190	229,190
Total	\$ 485,768	\$ 247,188	\$ 319,045	\$ 566,233	\$ 1,052,001

Required Supplementary Information

Athens State University

Schedule of Athens State University's Proportionate Share of the Net Pension Liability

	For the measurement period ended September 30,									
	2024	2023	2022	2021	2020	2019	2018	2017	2016	2015
ASU's proportion of the net pension liability	0.2548%	0.2529%	0.2578%	0.2646%	0.2664%	0.2483%	0.2587%	0.2587%	0.2501%	0.2444%
ASU's proportionate share of the net pension liability	\$33,141,000	\$40,353,000	\$40,057,000	\$24,931,000	\$32,950,000	\$27,459,000	\$25,648,000	\$25,426,000	\$27,086,000	\$25,582,000
ASU's covered-employee payroll	\$22,352,328	\$20,969,958	\$19,922,075	\$19,163,535	\$18,988,005	\$18,864,277	\$17,202,826	\$17,067,750	\$15,880,787	\$15,451,952
ASU's proportionate share of the net pension liability as a percentage of its covered-employee payroll	148.27%	192.43%	201.07%	130.10%	173.53%	145.56%	149.09%	148.97%	170.56%	165.56%
Plan fiduciary net position as a percentage of the total pension liability	71.41%	63.57%	62.21%	76.44%	67.72%	69.85%	72.29%	71.50%	67.93%	67.51%

Athens State University
Schedule of Athens State University's Pension Contributions

	2025	2024	2023	2022	2021	2020	2019	2018	2017	2016
Contractually Required Contribution	\$3,208,140	\$2,717,143	\$2,550,327	\$2,405,975	\$2,309,430	\$2,313,740	\$2,159,058	\$2,070,740	\$2,024,910	\$1,880,030
Contributions in relation to the contractually required contribution	3,208,140	2,717,143	2,550,327	2,405,975	2,309,430	2,313,740	2,159,058	2,070,740	2,024,910	1,880,030
Contribution deficiency (excess)	-	-	-	-	-	-	-	-	-	-
System's covered-employee payroll	\$23,722,280	\$22,352,328	\$20,969,958	\$19,922,075	\$19,163,535	\$18,988,005	\$17,708,036	\$17,202,826	\$17,067,750	\$15,880,787
Contributions as a percentage of covered-employee payroll	13.52%	12.16%	12.16%	12.08%	12.05%	12.19%	12.19%	12.04%	11.86%	11.84%

Athens State University

Schedule of Athens State University's Proportionate Share of the Net OPEB Liability

	For the measurement period ended September 30,							
	2024	2023	2022	2021	2020	2019	2018	2017
Athens State University's proportion of the net OPEB liability	0.177051%	0.183016%	0.19513829%	0.183388%	0.181547%	0.198096%	0.190996%	0.188843%
Athens State University's proportionate share of the net OPEB liability	\$16,277,165	\$ 3,517,843	\$ 3,400,184	\$ 9,475,316	\$ 11,782,148	\$ 7,473,702	\$ 15,697,619	\$ 14,026,179
Athens State University's covered-employee payroll	22,352,328	20,969,958	19,922,075	19,163,535	18,988,005	17,708,036	17,202,826	17,067,750
Athens State University's proportionate share of the net OPEB liability (asset) as a percentage of its covered-employee payroll	72.82%	16.78%	17.07%	49.44%	62.05%	42.21%	91.25%	82.18%
Plan fiduciary net position as a percentage of the total OPEB liability	20.41%	49.42%	48.39%	27.11%	19.80%	28.14%	14.81%	15.37%

This schedule presents only eight years of information, rather than ten years, as only eight years of trend information is available at September 30, 2025.

Athens State University
Schedule of Athens State University's OPEB Contributions

	2025	2024	2023	2022	2021	2020	2019	2018
Contractually required contribution	\$ 554,887	\$ 254,887	\$ 278,428	\$ 381,968	\$ 316,669	\$ 359,489	\$ 563,409	\$ 468,981
Contributions in relation to the contractually required contribution	(554,887)	(254,887)	(278,428)	(381,968)	(316,669)	(359,489)	(563,409)	(468,981)
Contribution deficiency (excess)	-	-	-	-	-	-	-	-
Athens State University covered-employee payroll	\$23,722,280	\$ 22,352,328	\$ 20,969,958	\$ 19,922,075	\$ 19,163,535	\$ 18,988,005	\$ 17,708,036	\$ 17,202,826
Contributions as a percentage of covered-employee payroll	2.34%	1.14%	1.33%	1.92%	1.65%	1.89%	3.18%	2.73%

This schedule presents only eight years of information, rather than ten years, as only eight years of trend information is available at September 30, 2025.

Athens State University
Schedule of Athens State University's Contributions
Notes to Required Supplementary Information

Notes to Required Supplementary Information for Pension Benefits

Changes in benefit terms

In 2022, the plan was amended to allow Tier II members to retire with 30 years of creditable service regardless of age with an early retirement reduction of 2% for each year that the member is less than age 62 at retirement (age 56 for police officers, firefighters, and correctional officers).

In 2022, the plan was amended to allow surviving spouses of retirement-eligible members who die in active service to receive an Option 2 monthly allowance.

In 2021 the plan was amended to allow sick leave conversion for Tier II members and to increase the member contribution rates for Tier II members to 6.20% for regular members and 7.20% for police officers, firefighters, and correctional officers effective on October 1, 2021.

The member contribution rates were increased from 5.00% (6.00% for certified law enforcement, correctional officers, and firefighters) of earnable compensation to 7.25% (8.25%) of earnable compensation effective October 1, 2011, and to 7.50% (8.50%) of earnable compensation effective October 1, 2012. Members hired on or after January 1, 2013, are covered under a new benefit structure, as follows:

- 1) A service retirement allowance is payable upon the request of any member who has attained age 62 and completed at least 10 years of creditable service (age 56 with 10 years of creditable service for a full-time certified firefighter, police officer or correctional officer).
- 2) Upon service or disability retirement a member receives a retirement allowance equal to 1.65% of the member's average final compensation multiplied by the number of years of creditable service. The benefit is capped at 80% of the member's average final compensation (the 5 highest years in the last 10 years of Creditable Service).
- 3) Regular members contribute 6% of salary and full-time certified firefighters, police officers and correctional officers contribute 7% of salary.

Change in assumptions

In 2021, rates of withdrawal, retirement, disability and mortality were adjusted to more closely reflect actual experience. In 2021, economic assumptions and the assumed rates of salary increase were adjusted to more closely reflect actual and anticipated experience, including a change in the discount rate from 7.70% to 7.45%. In 2021 and later, the expectation of retired life mortality was changed to the Pub-2010 Teacher Retiree Below Median Tables projected generationally with 66-2/3% of the MP-2020 scale beginning in 2019.

In 2018, the discount rate was changed from 7.75% to 7.70%.

In 2016, rates of withdrawal, retirement, disability and mortality were adjusted to more closely reflect actual experience. In 2016, economic assumptions and the assumed rates of salary increase were adjusted to more closely reflect actual and anticipated experience. In 2016 and later, the expectation of retired life mortality was changed to the RP-2000 White Collar Mortality Table projected to 2020 using scale BB and adjusted 115% for all ages for males and 112% for ages 78 and over for females.

Athens State University
Schedule of Athens State University's Contributions
Notes to Required Supplementary Information

Method and assumptions used in calculations of actuarially determined contributions

The actuarially determined contribution rates in the schedule of employer contributions are calculated three years prior to the end of the fiscal year in which contributions are reported (September 30, 2021 for the fiscal year 2024 amounts). The following actuarial methods and assumptions were used to determine the most recent contribution rate reported in that schedule:

Actuarial Cost Method	Entry Age
Amortization Method	Level percentage of pay, closed
Remaining Amortization Period	26.9 years
Asset Valuation Method	5-year smoothed market
Inflation	2.50 percent
Salary Increase	3.25 percent to 5.00 percent, including inflation
Investment Rate of Return	7.45 percent, net of pension plan investment expense, including inflation

Notes to Required Supplementary Information for Other Postemployment Benefits (OPEB)

Changes in Actuarial Assumptions

In 2024, assumptions regarding aging factors were adjusted to reflect actual and anticipated experience more closely. Additionally, future healthcare trend rates for the Medicare Advantage Plan were updated.

In 2022, rates of plan participation and tobacco usage assumptions were adjusted to reflect actual experience more closely.

In 2021, rates of withdrawal, retirement, disability, and mortality were adjusted to reflect actual experience more closely. In 2021, economic assumptions and the assumed rates of salary increases were adjusted to reflect actual and anticipated experience more closely.

In 2019, the anticipated rates or participation, spouse coverage, and tobacco use were adjusted to reflect actual experience more closely.

Recent Plan Changes

In 2022, rates of plan participation and tobacco usage assumptions were adjusted to reflect actual experience more closely.

In 2021, rates of withdrawal, retirement, disability, and mortality were adjusted to reflect actual experience more closely. In 2021, economic assumptions and the assumed rates of salary increases were adjusted to reflect actual and anticipated experience more closely.

In 2019, the anticipated rates or participation, spouse coverage, and tobacco use were adjusted to reflect actual experience more closely.

Athens State University
Schedule of Athens State University's Contributions
Notes to Required Supplementary Information

Method and assumptions used in calculations of actuarially determined contributions

The actuarially determined contribution rates in the Schedule of OPEB Contributions were calculated as of September 30, 2020, which is three years prior to the end of the fiscal year in which contributions are reported. The following actuarial methods and assumptions were used to determine the most recent contribution rate reported in that schedule:

Actuarial Cost Method	Entry Age Normal
Amortization Method	Level percentage of pay, closed
Remaining Amortization Period	20 years
Asset Valuation Method	Market Value of Assets
Inflation	2.50 percent
Healthcare Cost Trend Rate:	
Pre-Medicare Eligible	6.50 percent
Medicare Eligible *	*
Ultimate Trend Rate:	
Pre-Medicare Eligible	4.50 percent
Medicare Eligible	4.50 percent
Year of Ultimate Trend Rate	2031 for Pre-Medicare Eligible 2027 for Medicare Eligible
Optional Plans Trend Rate	2.00 percent
Investment Rate of Return	5.00 percent, including inflation

Other Information

Athens State University
Listing of University Officials
October 1, 2024 through September 30, 2025

Officials

Position

Dr. Catherine Wehlburg

President

Mr. Jonathan Craft, CPA

Interim Vice President for Financial Affairs

PART II

REPORT ON INTERNAL CONTROL AND COMPLIANCE



**INDEPENDENT AUDITORS' REPORT ON INTERNAL CONTROL OVER
FINANCIAL REPORTING AND ON COMPLIANCE AND OTHER MATTERS
BASED ON AN AUDIT OF FINANCIAL STATEMENTS PERFORMED IN
ACCORDANCE WITH *GOVERNMENT AUDITING STANDARDS***

To the Board of Trustees
Athens State University

We have audited, in accordance with the auditing standards generally accepted in the United States of America and the standards applicable to financial audits contained in *Government Auditing Standards*, issued by the Comptroller General of the United States, the financial statements of Athens State University (the University), a component unit of the State of Alabama, as of and for the year ended September 30, 2025, and the related notes to the financial statements, which collectively comprise the University's basic financial statements, and have issued our report thereon dated March 30, 2026. The financial statements of Athens State University Foundation, a discretely presented component unit of Athens State University, were not audited in accordance with *Government Auditing Standards*, and accordingly, this report does not include reporting on internal control over financial reporting or instances of reportable noncompliance associated with Athens State University Foundation.

Report on Internal Control Over Financial Reporting

In planning and performing our audit of the financial statements, we considered the University's internal control over financial reporting (internal control) as a basis for designing audit procedures that are appropriate in the circumstances for the purpose of expressing our opinion on the financial statements, but not for the purpose of expressing an opinion on the effectiveness of the University's internal control. Accordingly, we do not express an opinion on the effectiveness of the University's internal control.

A deficiency in internal control exists when the design or operation of a control does not allow management or employees, in the normal course of performing their assigned functions, to prevent or detect and correct misstatements on a timely basis. A *material weakness* is a deficiency, or combination of deficiencies, in internal control, such that there is a reasonable possibility that a material misstatement of the entity's financial statements will not be prevented or detected and corrected on a timely basis. A *significant deficiency* is a deficiency, or a combination of deficiencies, in internal control that is less severe than a material weakness, yet important enough to merit attention by those charged with governance.

Our consideration of internal control was for the limited purpose described in the first paragraph of this section and was not designed to identify all deficiencies in internal control that might be material weaknesses or, significant deficiencies. Given these limitations, during our audit we did not identify any deficiencies in internal control that we consider to be material weaknesses. However, material weaknesses may exist that have not been identified.

Report on Compliance and Other Matters

As part of obtaining reasonable assurance about whether Athens State University's financial statements are free of material misstatement, we performed tests of its compliance with certain provisions of laws, regulations, contracts and grant agreements, noncompliance with which could have a direct and material effect on the financial statements. However, providing an opinion on compliance with those provisions was not an objective of our audit, and accordingly, we do not express such an opinion. The results of our tests disclosed no instances of noncompliance or other matters that are required to be reported under *Government Auditing Standards*.

Purpose of this Report

The purpose of this report is solely to describe the scope of our testing of internal control and compliance and the result of that testing, and not to provide an opinion on the effectiveness of the entity's internal control or on compliance. This report is an integral part of an audit performed in accordance with *Government Auditing Standards* in considering the entity's internal control and compliance. Accordingly, this communication is not suitable for any other purpose.

Mauldin & Jenkins, LLC

Athens, Alabama
March 30, 2026